



# University of South Dakota

Bryan Boettcher  
Sports Information Director  
Office: (605) 658-5544  
Cell: (563) 260-4316  
E-mail: Bryan.Boettcher@usd.edu

Men's Basketball Release

www.GoYotes.com

Feb. 24, 2017

## 2016-17 SCHEDULE

Date	Opp.	Time/Result
11/11	at Drake	W, 79-74
11/13	<b>Bowling Green</b>	W, 78-72
11/16	<b>Presentation</b>	W, 99-60
11/17	<b>Doane</b> <sup>^</sup>	W, 80-46
11/21	vs. Kent State <sup>^</sup>	W, 80-77
11/22	vs. Houston <sup>^</sup>	L, 58-85
11/23	vs. Hofstra <sup>^</sup>	L, 57-65
11/27	<b>Montana</b>	W, 72-67
11/30	at UMKC	L, 82-84
12/3	at Nebraska	L, 61-73
12/7	<b>Montana State</b>	W, 74-57
12/10	<b>Sacramento State</b>	W, 72-56
12/16	at Portland	L, 82-85
12/18	at Montana State	W, 80-68
12/21	at #7 Gonzaga	L, 65-102
12/29	<b>Omaha</b> <sup>*</sup>	W, 86-69
12/31	at South Dakota State <sup>*</sup>	L, 72-73
1/4	at Denver <sup>*</sup>	W, 75-69
1/7	<b>IUPUI</b> <sup>*</sup>	W, 85-74
1/11	<b>North Dakota State</b> <sup>*</sup>	L, 69-70
1/14	<b>Fort Wayne</b> <sup>*</sup>	W, 66-63
1/18	at Oral Roberts <sup>*</sup>	L, 80-90
1/25	<b>Western Illinois</b> <sup>*</sup>	W, 62-55
1/28	<b>Denver</b> <sup>*</sup>	W, 88-83
2/1	at Omaha <sup>*</sup>	L, 83-91
2/4	at North Dakota State <sup>*</sup>	W, 76-66
2/8	at Fort Wayne <sup>*</sup>	W, 93-82
2/11	<b>South Dakota State</b> <sup>*</sup>	W, 91-89
2/18	<b>Oral Roberts</b> <sup>*</sup>	W, 86-72
2/23	at Western Illinois <sup>*</sup>	W, 92-81
2/25	at IUPUI <sup>*</sup>	6 p.m.
3/4-7	<b>Summit League Tournament!</b>	

All times listed as CST

\* - Summit League contest

<sup>^</sup> - Gulf Coast Showcase

Home games in bold

## Opening Tip...

► South Dakota is going for its first-ever Summit League regular season title and first conference title since 2010 (Great West Conf.)

► The Coyotes' 11 wins in Summit League play are a program record. The team's 20 wins are the most since 2010 (22-10)

► The Coyotes would clinch the Summit's top seed if NDSU loses to Omaha -OR- with a win against IUPUI coupled with either a Denver win (at SDSU) or a Fort Wayne win (at WIU)

## GAME 31: SOUTH DAKOTA AT IUPUI

**Records:** South Dakota (20-10, 11-4 Summit) at IUPUI (13-16, 7-8 Summit)

**Location:** Indianapolis, Ind. | Indiana Farmers Coliseum (6,800)

**TV:** None

**Online:** ESPN3

**Radio:** Coyote Sports Network (Joe Van Goor); KVHT (106.3 FM, Yankton/Vermillion)

**Affiliates:** KQSF (95.7 FM, Sioux Falls); KIMM (106.7 FM, 1150 AM, Rapid City)

**Twitter:** @SDCoyotesMBB / #GoYotes

**Coaches:** USD's Craig Smith (3rd year at USD: 51-44; and 6th as a head coach: 123-73) and IUPUI's Jason Gardner (3rd year at IUPUI and as a head coach: 36-56)

**Series History:** South Dakota leads 8-3 (USD won 85-74 back on Jan. 7 in Vermillion)

**About the Jaguars (RPI: 221):** IUPUI has won two in a row heading into the final game of the regular season ... the Jaguars could be seeded anywhere from No. 4 to No. 7 at next week's Summit League Tournament ... IUPUI is led by all-Summit guard Darell Combs, who ranks seventh in the Summit at nearly 17 points per game ... fellow senior Matt O'Leary averages 14 points and six rebounds per game ... transfers Ron Patterson (Syracuse) and Kellon Thomas (Kent State) average nine points ... IUPUI averages nine 3's and 78 points per game

**About the Coyotes (RPI: 114):** South Dakota is trying to secure its first Summit League regular season championship ... the Coyotes have won five in a row and six of seven since the return of senior C Tyler Flack, who has averaged 20 points and shot 63 percent from the field in that span ... soph. G Matt Mooney is averaging 20.7 points in Summit play and may be the runaway pick for Transfer of the Year ... USD has shot better than 49 percent from the field in each of its last six games ... only five teams nationally have attempted more free throws than the Coyotes

## 2016-17 ROSTER

### PROJECTED STARTERS

No.	Name	Pos.	Ht.	Wt.	Yr.	Pts.	Reb.	Ast.	Min.
0	Trey Dickerson	G	6-1	185	Jr.	10.5	2.0	2.9	22.5
2	Carlton Hurst	G	6-3	200	Jr.	7.9	5.1	0.9	28.4
12	Trey Burch-Manning	F	6-6	200	So.	9.5	6.7	1.2	26.6
13	Matt Mooney	G	6-3	210	So.	17.7	4.3	2.0	30.4
23	Tyler Flack	F	6-7	230	Sr.	15.5	7.0	0.9	26.5

### OFF THE BENCH

3	Triston Simpson	G	6-1	185	Fr.	5.3	2.6	2.5	21.4
20	Brandon Armstrong	G	6-5	205	Fr.	2.6	1.0	0.2	10.6
22	Tyler Peterson	G	6-4	210	Fr.	5.8	2.8	1.0	16.7
25	Tyler Hagedorn	F	6-10	225	So.	5.2	2.9	0.3	12.5
33	Logan Power	G	6-4	220	So.	1.5	1.2	0.4	4.8
45	Austin Sparks	F	6-8	225	Jr.	2.0	1.5	0.2	10.7
5	Joshua Doss (inj.)	G	6-4	200	Jr.	1.6	0.9	0.1	5.6
31	Dan Jech (inj.)	F	6-9	220	So.	2.5	2.3	0.1	8.5





## Media Information

### Media Information / Quick Facts

#### MEDIA INFORMATION

##### South Dakota Sports Information Contacts

Director / MBB Contact.....Bryan Boettcher  
Office Phone.....605.677.5927  
Cell.....563.260.4316  
Boettcher's Email.....bryan.boettcher@usd.edu  
Assistant SID.....Britni Waller  
Waller's Email.....britni.waller@usd.edu  
SID Fax.....605.677.5618  
SID Mailing Address.....414 E. Clark Street  
.....310 DakotaDome  
.....Vermillion, S.D. 57069  
Website.....www.GoYotes.com

##### Credentials

Requests for press, broadcast and photo credentials and press box space for all South Dakota home basketball games should be made in advance by contacting the South Dakota sports information department. The South Dakota sports information staff has the discretion to refuse credentials or revoke credentials at any time.

**Game Day:** The South Dakota Sports Information Department will provide pre-game notes, cumulative statistics and programs prior to each Coyote game. Complete game statistics will be available approximately 10 minutes after the conclusion of each game.

The Sanford Coyote Sports Center media area is located at the top of Section 108 beneath the Midco Sports Production Booth. A postgame press conference with Coyote head coach Craig Smith and select USD players will follow each game in the film room located in the back hallway behind sections 109-110.

**Photographers & Filmers:** Photographers are required to shoot on the "South" section of each baseline. The "Dakota" section is reserved for Coyote spirit squads. Please sit while shooting pictures so as not to obstruct someone's view. Anyone filming using a tripod for their camera should film atop section 113.

##### Interviews

Head Coach Craig Smith will be made available approximately 10 minutes after the conclusion of all South Dakota home games.

Selected Coyote players will be available after a 10-minute cooling-off period and after coach Smith has had a chance to address the team.

All other requests for player or coach interviews must be made through the South Dakota sports information office.

**Official South Dakota Web Site:** GoYotes.com (contains game notes, statistics, roster, schedules, photos and news about the Coyotes).

#### QUICK FACTS

City / Zip .....Vermillion, S.D. / 57069  
Founded / Enrollment .....1862 / 10,061 (Fall 2016)  
Nickname.....Coyotes (KI-YOTES)  
School Colors.....Red and White  
Arena / Capacity.....Sanford Coyote Sports Center / 6,000  
Affiliation.....NCAA Division I  
Conference.....The Summit League  
President.....James W. Abbott  
Athletic Director.....David Herbster  
Senior Woman Administrator.....Jamie Oyen  
Faculty Athletic Representative.....Dr. Tina Keller  
Head Athletic Trainer.....Bruce Fischbach  
Athletic Dept. Phone.....605.658.5537  
Ticket Office.....605.677.5959  
Athletics Website.....www.GoYotes.com

##### 2015-16 Team Information

2015-16 Record.....14-18  
2015-16 Home Record.....6-6  
2015-16 Away Record.....5-10  
2016-16 Summit League Record/Finish.....5-11/8th  
Letterwinners Returning/Lost.....5/8  
Starters Returning/Lost.....0/5


##### Coaching Staff


Head Coach.....Craig Smith  
Alma Mater.....North Dakota / 1996  
Phone.....605.658.5550  
Email.....craig.f.smith@usd.edu  
USD Record.....51-44 (3rd season)  
Overall Record.....123-73 (6th season)  
Assistant Coach.....Gameli Ahelegbe (3rd season)  
Alma Mater / Year.....Minnesota State / 2007  
Assistant Coach.....Austin Hansen (3rd season)  
Alma Mater / Year.....South Dakota State / 2003  
Assistant Coach.....Eric Peterson (3rd season)  
Alma Mater / Year.....UW-La Crosse / 2006  
Director of Basketball Operations.....Rick Karius  
Alma Mater / Year.....UW-La Crosse / 2009

##### History


First year of basketball.....1908-09  
All-Time Record.....1,285-1,072 (.545)  
Conference Titles.....13 (last in 2010)  
Postseason Appearances.....15 (last in 2010)  
National Titles.....1 (1957-58)  
All-Time All-NCC Players.....128  
All-Time All-GWC Players.....4  
All-Time All-Summit League Players.....2  
All-Time Academic All-NCC.....50  
All-Time Academic All-GWC.....4  
All-Time Academic All-Summit League.....2  
All-Time All-Americans.....6  
All-Time Academic All-Americans.....11


## This Week's Notes


 South Dakota's volleyball team (10-1), women's basketball team (12-1) and men's basketball team (13-1) combined for a 35-3 record in their new facility, the **Sanford Coyote Sports Center**. The Coyote men's 13-1 record is the best home record by the program since the team went 14-1 inside the DakotaDome during the 2008-09 campaign.


 The Coyotes have **won three consecutive road games** in Summit League play and all have been by double digits (at NDSU, Fort Wayne, and Western Illinois). USD is the only team with three consecutive road wins in Summit League play this season. Three teams (Fort Wayne, Omaha and SDSU) accomplished the feat last season. Omaha was the only team to win four in a row.


 South Dakota **beat Western Illinois Thursday** behind a season-high 21 points from point guard Trey Dickerson and 16 points apiece from Tyler Flack and Matt Mooney. In addition, Trey Burch-Manning recorded his third double-double of the season. He had 10 points and a season-best 14 rebounds.


 South Dakota **beat IUPUI 85-74** in Vermillion back on Jan. 7. The Coyotes finished the game on a 22-4 run and the catalyst was USD junior **Carlton Hurst**, who had a career-high 19 points on 7 of 9 shooting and pulled down eight boards. PLUS, trailing 70-63 with less than seven minutes to go, he chased down IUPUI guard Darell Combs and blocked what was supposed to be an easy layup. The Jags didn't make a field goal the rest of the way while USD made six of its last seven shots to complete the comeback.


 The Coyotes **shot 56.6 percent against IUPUI**, which remains the team's best performance of the season. South Dakota had shot better than 50 percent in five consecutive games before shooting 49.2 percent Thursday at Western Illinois.


 Tyler Flack did not compete against IUPUI due to injury, but **Tyler Hagedorn** had eight points, four rebounds, and three blocks in his place. Hagedorn has averaged 15 minutes since his performance against IUPUI (had netted 21 minutes all season prior to that game). Smith has used four players off the bench in recent weeks and Hagedorn, specifically, has spelled Flack in that time.

 South Dakota is **trying to sweep IUPUI** for the third time in the last five seasons. The teams have split the regular season series in each of the past two years. USD has won three of four in Indianapolis since 2013 including an 85-82 victory there last season.

 **Tyler Flack** and **Matt Mooney** have been spectacular during the Coyotes' current five-game win streak. Mooney has averaged 20 points, 4.6 rebounds and has eight steals during the streak, while Flack has averaged 19 points on 65 percent shooting (39-60 FG). Flack has also averaged six boards and has eight blocks and five steals.


 **Mooney**, one of the leading candidates for both Summit League Player of the Year and Transfer of the Year, is the Summit's third-leading scorer overall at 17.7 points per game. He also ranks **11th nationally in steals** with 64, ninth-most in a season all-time at USD.


 **Flack**, the Coyotes' lone senior, is on pace to play in 100 games as a Coyote. He stands with 897 career points and 498 career rebounds. Flack is the fourth-leading shot blocker in program history with 141 and needs two more to climb to third on that list (Steve Anderson, 143).


 South Dakota averages 24 free-throw attempts and 17 makes per game. **Only five teams nationally** have attempted more free throws than the Coyotes (742).

 **Matt Mooney** (Air Force), **Trey Dickerson** (Iowa) and **Carlton Hurst** (Colorado State) all transferred to USD ahead of the 2015-16 campaign, but could not compete due to NCAA rules. The trio has started all 30 games.

In addition, sophomore forward **Trey Burch-Manning** transferred to USD ahead of this season and has started all 30 games. He is the fourth-leading rebounder in Summit play (7.5 rpg) where he also averages nine points.

 South Dakota's three scholarship freshmen include **Triston Simpson** (Lincoln, Neb.), **Tyler Peterson** (Lino Lakes, Minn.) and **Brandon Armstrong** (San Antonio, Texas). All three average significant minutes off Craig Smith's bench.

 **South Dakota's bench** (Simpson, Peterson, Armstrong, Hagedorn) has averaged 23 points on 53 percent shooting (39-73 FG) during this current five-game win streak. Peterson (8.6 ppg) and Simpson (6.6 ppg) have been the team's fourth- and sixth-leading scorers, respectively, during the run.

 The Coyotes have been **one of the top defensive teams** in the Summit League all season. Conference teams are averaging 75 points and shooting 44 percent against them. Both marks ranks second in the Summit behind North Dakota State (74 ppg, 43 percent shooting).

## Standings & Polls

### PLAYER HISTORY

#### Career Games Played (at USD)

Player	Starts	Games
Tyler Flack	76	97
Austin Sparks	8	62
Dan Jech	2	51
Tyler Hagedorn	1	48
Logan Power	0	31
Trey Burch-Manning	30	30
Trey Dickerson	30	30
Carlton Hurst	30	30
Matt Mooney	30	30
Triston Simpson	0	30
Brandon Armstrong	0	30
Tyler Peterson	0	30
Joshua Doss	0	7

#### Consecutive Starts

Player	Starts
Trey Burch-Manning	30
Trey Dickerson	30
Carlton Hurst	30
Matt Mooney	30
Tyler Flack	7

#### Double-Digit Scoring Games

Player	Career	16-17	Cons.
Tyler Flack	46	20	9
Matt Mooney	27	27	18
Trey Dickerson	19	19	1
Trey Burch-Manning	15	15	1
Carlton Hurst	12	12	
Tyler Peterson	8	8	
Dan Jech	8	1	
Tyler Hagedorn	6	5	
Triston Simpson	5	5	
Brandon Armstrong	2	2	
Joshua Doss	1	1	
Austin Sparks	1	1	

#### 20-Point Scoring Games

Player	Career	16-17	Cons.
Matt Mooney	12	12	
Tyler Flack	7	4	
Trey Dickerson	1	1	1
Trey Burch-Manning	1	1	
Dan Jech	1		

#### Double-Digit Reb. Games

Player	Career	16-17	Cons.
Trey Burch-Manning	8	8	1
Tyler Flack	7	4	
Carlton Hurst	2	2	
Tyler Hagedorn	1	1	
Dan Jech	1	1	
Tyler Peterson	1	1	
Logan Power	1	1	

#### Double-Doubles (Pts-Reb)

Player	Career	16-17	Cons.
Tyler Flack	6	4	
Trey Burch-Manning	3	3	1
Tyler Hagedorn	1	1	
Carlton Hurst	1	1	

#### Career Highs

Player	Pts.	Reb.
Brandon Armstrong	12	2
Trey Burch-Manning	24	14
Trey Dickerson	21	5
Joshua Doss	10	2
Tyler Flack	29	11
Tyler Hagedorn	17	11
Carlton Hurst	19	10
Dan Jech	22	12
Matt Mooney	30	7
Tyler Peterson	15	10
Logan Power	8	11
Triston Simpson	14	6
Austin Sparks	10	6

### 2016-17 Summit League Standings

	Summit			Overall		
	W	L	Pct.	W	L	Pct.
South Dakota (114)	11	4	.733	20	10	.667
North Dakota State (99)	11	4	.733	19	9	.679
Omaha (156)	8	7	.533	15	13	.536
Denver (199)	8	7	.533	16	12	.571
Fort Wayne (176)	7	8	.467	18	11	.621
South Dakota State (211)	7	8	.467	14	16	.467
IUPUI (221)	7	8	.467	13	16	.448
Western Illinois (318)	5	10	.333	8	18	.308
Oral Roberts (286)	4	12	.250	8	22	.267

() - current RPI in parenthesis

#### This Week's Schedule/Results

Wednesday, Feb. 22

North Dakota State 82, Oral Roberts 80

Omaha 84, Denver 83

Thursday, Feb. 23

IUPUI 83, Fort Wayne 82

South Dakota 92, Western Illinois 81

Saturday, Feb. 25

Denver at South Dakota State 4 p.m.

South Dakota at IUPUI 6 p.m.

North Dakota State at Omaha 7 p.m.

Fort Wayne at Western Illinois 7 p.m.

End of regular season

### AP & Coaches' Polls

School	Record	AP	Coaches
Gonzaga	28-0	1	1
Villanova	26-2	2	2
Kansas	24-3	3	3
Arizona	25-3	4	4
UCLA	24-3	5	5
Oregon	24-4	6	7
Louisville	22-5	7	6
North Carolina	23-5	8	8
Baylor	22-5	9	9
Duke	22-5	10	11
Kentucky	22-4	11	10
West Virginia	21-6	12	13
Florida	22-5	13	12
Purdue	22-5	14	14
Cincinnati	24-3	15	16
Wisconsin	22-5	16	15
SMU	24-4	17	21
Virginia	18-8	18	19
Florida State	21-6	19	20
Saint Mary's	24-3	20	18
Notre Dame	21-7	21	17
Butler	21-6	22	22
Creighton	22-5	23	23
Maryland	22-5	24	24
Wichita State	25-4	25	25

### Mid-Major Top 25

Rk	School	Record	PR
1.	Gonzaga	28-0	1
2.	Wichita State	25-4	2
3.	Illinois State	23-5	3
4.	Monmouth	23-5	4
5.	Saint Mary's	24-3	5
6.	Vermont	24-5	7
7.	UNCW	24-5	10
8.	New Mexico State	23-4	8
9.	Akron	22-5	6
10.	Belmont	20-5	9
11.	ETSU	22-6	13
12.	UT Arlington	20-6	14
13.	Charleston	21-8	17
14.	Valparaiso	22-6	11
15.	Princeton	17-6	19
16.	Furman	20-9	12
17.	Arkansas State	19-9	15
18.	Florida Gulf Coast	22-7	22
19.	UNC Asheville	22-7	22
20.	Chattanooga	19-8	16
21.	Oakland	21-7	25
22.	Georgia Southern	17-10	20
23.	Winthrop	21-6	24
24.	UNC Greensboro	20-8	NR
25.	Bucknell	21-8	23





# Record Book

## Individual Records

### Scoring

Points, Game: 49 - Jack Theeler vs. Northern Iowa, 2-4-67  
Points, Season: 787 - Tim Hatchett, 32 games, 1989-90  
Points, Career: 2,280 - Tim Hatchett, 120 games, 1986-90  
Average, Season: 26.4 - Jack Theeler, 23 games, 1966-67  
Average, Career: 21.9 - Tommie King, 2002-04

### Rebounds

Rebounds, Game: 36 - Chuck Iverson vs. Kearney (Neb.) State, 11-27-72  
Rebounds, Season: 448 - Chuck Iverson, 26 games, 1972-73  
Rebounds, Career: 1,241 - Chuck Iverson, 104 games, 1969-73  
Average, Season: 17.2 - Chuck Iverson, 26 games, 1972-73  
Average, Career: 11.9 - Chuck Iverson, 104 games, 1969-73

### Assists

Game: 21 - Brian McDermott vs. Mankato State, 1976-77  
Freshman, Game: 16 - Josh Mueller vs. No. Colo, 2001-02  
Season: 246 - Josh Mueller, 2003-04  
Freshman, Season: 180 - Josh Mueller, 2001-02  
Career: 801 - Josh Mueller, 2001-05

### Blocked Shots

Game: 10 - Tyler Cain vs. Hastings College, 2007-08  
Season: 118 - Tyler Cain, 2007-08  
Career: 361 - Tyler Cain (2006-10)

### Free Throws

Made, Game: 22 - Jim Truelson (26 attempts) vs. Creighton, 1956-57;  
22 - Jack Theeler (23 attempts) vs. South Dakota State, 1966-67  
Made, Season: 179 - John Hemenway (201 attempts), 27 games, 1995-96  
Made, Career: 502 - Tim Hatchett (728 attempts), 120 games, 1986-90  
Consecutive Made, Game: 14, twice - Roger Schaffer (14 attempts) vs. North Dakota State, 1964-65 & Charlie Westbrook (14 attempts) vs. Fort Wayne, 2/23/12  
Consecutive Made, Season: 42 - Jay Peterson (8-game stretch), 1959-60  
Percentage, Game (min. 14 attempts): 1.000 (14-for-14), twice - Roger Schaffer vs. North Dakota State, 1964-65 & Charlie Westbrook vs. Fort Wayne, 2/23/12  
Percentage, Season: .929 - Jeremy Kudera (78-84), 28 games, 2000-01  
Percentage, Career: .891 - Ryun Williams (189-212), 58 games, 1990-92

### Field Goals

Made, Game: 20 - Jack Theeler vs. Northern Iowa (20-35), 1966-67  
Made, Season: 308 - Tim Hatchett (501 attempts), 32 games, 1989-90  
Made, Career: 881 - Tim Hatchett (1,677 attempts), 120 games, 1986-90  
Percentage, Game (min. 10 attempts): .936 - Chris Deans (15-16) vs. SDSU, 1-19-78  
Percentage, Career: .619 - Turner Trofholz (750-1,211), 123 games  
Percentage, Season: .714 - Chris Jones (95-133), 19 games, 1993-94  
Consecutive Field Goals Made, Game: 14 - Chris Deans vs. South Dakota State, 1-19-78  
Three-Pointers Made, Game: 10, twice - Jake Thomas vs. Chicago State (02/26/11) & Louie Krogman vs. Houston Baptist (03/05/11)  
Three-Pointers Made, Season: 109 - Josh Mueller, 33 games, 2004-05  
Three-Pointers Made, Career: 308 - Josh Mueller, 120 games, 2001-05  
Three-Point Field Goal Percentage, Season (40 attempts minimum): .519 - Nathan Blessen, 1998-99  
Three-Point Field Goal Percentage, Career (120 attempts minimum): .487 - Scott Hansen (59-121), 46 games, 2000-02

## Team Records

### Scoring

Points, Game: 128 - USD 128, Westmar (IA) 88, 11-26-77, Vermillion New Armory  
Points, First Half: 70 vs. Westmar (IA), 11-26-77, New Armory  
Points Allowed, Game: 125 to Florida State (USD 65), 12-5-70, Tallahassee, Fla.  
Points, Season: 2,724, 33 games, 2004-05  
Average, Season: 85.2, 27 games, 1995-96

### Field Goals

Made, Game: 50 - vs. Westmar (IA) (97 attempts), 1972-73; 50 - vs. Westmar (IA) (96 attempts), 1975-76  
Made, Season: 946 (1,873 attempts), 32 games, 1989-90; 946 (1,916 attempts), 33 games, 2004-05  
Percentage, Game: .698 (30-43) vs. Morningside, 1996-97  
Percentage, Season: .512 (835-1,631), 29 games, 1998-99  
Three-Pointers, Game: 20 vs. Dana (20-33), 2003-04  
Three-Pointers, Season: 301 (763 attempts), 30 games, 2005-06  
Three-Point Field Goal Percentage, Season: .447 (258-577), 29 games, 1998-99

### Free Throws

Made, Game: 43 - vs. Morehead State (50 attempts), Dec. 19, 2012  
Made, Season: 591 (797 attempts), 29 games, 1996-97  
Percentage, Game: 1.000 - vs. North Dakota (18-18), 1-9-86  
Percentage, Season: .799 (452-566), 28 games, 2002-03

### Rebounds

Game: 85 vs. Midwestern (IA), 1968-69  
Season: 1,490, 29 games, 1971-72  
Average, Season: 55.08, 26 games, 1972-73 (1,432)

### Assists

Game: 37 vs. Iowa Wesleyan, 1989-90; 37 vs. Dana, 2003-04  
Season: 600, 32 games, 1989-90

### Miscellaneous Marks

Most Wins in a Season: 27 (27-6), 2004-05  
Most Losses in a Season: 23 (5-23), 1987-88  
Longest Winning Streak (Single Season): 20, 1957-58 and 1992-93  
Longest Winning Streak (Overall): 21, 1957-58 to 1958-59  
Longest Losing Streak (Overall): 14, 1940-42  
Longest Home Winning Streak: 34, 1956-59  
Highest Single-Season Winning Percentage: .833 (25-5), 1992-93  
Lowest Single-Season Winning Percentage: .179 (5-23), 1987-88

### Sanford Coyote Sports Center Attendance Records

Attendance	Opponent	Year
5,265	South Dakota State	2016-17
3,017	Bowling Green	2016-17
2,659	Oral Roberts	2016-17
2,582	North Dakota State	2016-17
2,436	Denver	2016-17



## Roster

### 2016-17 South Dakota Numerical Roster

No.	Name	Pos.	Ht.	Yr.	Hometown	High School	Previous
0	Trey Dickerson	G	6-1	Jr.	Queens, N.Y.	God's Academy (TX)	Iowa
1	Jack Stensgard	G	6-2	Fr.	Inver Grove Hts, Minn.	Simley	
2	Carlton Hurst	G	6-3	Jr.	Denver, Colo.	Aurora Central	Colorado State
3	Triston Simpson	G	6-1	Fr.	Lincoln, Neb.	North Star	
5	Joshua Doss	G	6-4	Jr.	Chicago, Ill.	Taft	Triton College
12	Trey Burch-Manning	F	6-6	So.	Federal Way, Wash.	Todd Beamer	North Idaho College
13	Matt Mooney	G	6-3	So.	Wauconda, Ill.	Notre Dame Prep	Air Force
20	Brandon Armstrong	G	6-5	Fr.	San Antonio, Texas	Holy Cross	
22	Tyler Peterson	G	6-4	Fr.	Lino Lakes, Minn.	Centennial	
23	Tyler Flack	F	6-7	Sr.	Lakeville, Minn.	North	
24	Brady Delimont	G	6-3	Fr.	Ainsworth, Neb.	Ainsworth	
25	Tyler Hagedorn	F	6-10	So.	Norfolk, Neb.	Norfolk	
31	Dan Jech	F	6-9	So.	Rochester, Minn.	Mayo	
33	Logan Power	F	6-4	So.	Lincoln, Neb.	Christian	
45	Austin Sparks	F	6-8	Jr.	Denver, Colo.	Fairview	

### 2016-17 South Dakota Alphabetical Roster

No.	Name	Pos.	Ht.	Yr.	Hometown	High School	Previous
20	Brandon Armstrong	G	6-5	Fr.	San Antonio, Texas	Holy Cross	
12	Trey Burch-Manning	F	6-6	So.	Federal Way, Wash.	Todd Beamer	North Idaho College
24	Brady Delimont	G	6-3	Fr.	Ainsworth, Neb.	Ainsworth	
0	Trey Dickerson	G	6-1	Jr.	Queens, N.Y.	God's Academy (TX)	Iowa
5	Joshua Doss	G	6-4	Jr.	Chicago, Ill.	Taft	Triton College
23	Tyler Flack	F	6-7	Sr.	Lakeville, Minn.	North	
25	Tyler Hagedorn	F	6-10	So.	Norfolk, Neb.	Norfolk	
2	Carlton Hurst	G	6-3	Jr.	Denver, Colo.	Aurora Central	Colorado State
31	Dan Jech	F	6-9	So.	Rochester, Minn.	Mayo	
13	Matt Mooney	G	6-3	So.	Wauconda, Ill.	Notre Dame Prep	Air Force
22	Tyler Peterson	G	6-4	Fr.	Lino Lakes, Minn.	Centennial	
33	Logan Power	F	6-4	So.	Lincoln, Neb.	Christian	
3	Triston Simpson	G	6-1	Fr.	Lincoln, Neb.	North Star	
45	Austin Sparks	F	6-8	Jr.	Denver, Colo.	Fairview	
1	Jack Stensgard	G	6-2	Fr.	Inver Grove Hts, Minn.	Simley	

### Pronunciation Guide

1	Jack Stensgard	STENS-guard
24	Brady Delimont	DELL-mont
31	Dan Jech	JECK
AC	Gameli Ahelegbe	ga-ma-LEE ah-hel-LEG-buh

---

2016-17 South Dakota TV/Radio Roster

---



#0 Trey Dickerson  
G • 6-1 • Jr.



#1 Jack Stensgard  
G • 6-2 • Fr.



#2 Carlton Hurst  
G • 6-3 • Jr.



#3 Triston Simpson  
G • 6-1 • Fr.



#5 Joshua Doss  
G • 6-4 • Jr.



#12 Trey Burch-Manning  
F • 6-6 • So.



#13 Matt Mooney  
G • 6-3 • So.



#20 Brandon Armstrong  
G • 6-5 • Fr.



#22 Tyler Peterson  
G • 6-4 • Fr.



#23 Tyler Flack  
F • 6-7 • Sr.



#24 Brady Delimont  
G • 6-3 • Fr.




#25 Tyler Hagedorn  
F • 6-10 • So.



#31 Dan Jech  
F • 6-9 • So.



#33 Logan Power  
F • 6-4 • So.



#45 Austin Sparks  
F • 6-8 • Jr.



## 2016-17 Stats

### 2016-17 All-Games Statistics

Overall: 20-10    Home: 13-1    Away: 6-7    Neutral: 1-2

##	Player	gp-gs	min	avg	Total		3-Point		F-Throw		Reounds				pf	dq	a	to	blk	stl	pts	avg
					fg-fga	fg%	3fg-fga	3fg%	ft-fa	ft%	off	def	tot	avg								
13	Mooney, Matt	30-30	912	30.4	184-404	.455	62-177	.350	100-140	.714	13	117	130	4.3	57	0	60	78	4	64	530	17.7
23	Flack, Tyler	21-21	557	26.5	126-232	.543	12-42	.286	61-76	.803	55	93	148	7.0	53	1	19	29	38	17	325	15.5
00	Dickerson, Trey	30-30	674	22.5	103-254	.406	31-91	.341	79-110	.718	6	54	60	2.0	63	4	89	51	2	17	316	10.5
12	Burch-Manning, Trey	30-30	797	26.6	101-228	.443	5-12	.417	77-130	.592	57	144	201	6.7	94	3	38	62	6	22	284	9.5
02	Hurst, Carlton	30-30	853	28.4	73-151	.483	21-42	.500	70-91	.769	50	104	154	5.1	58	0	28	27	17	23	237	7.9
22	Peterson, Tyler	30-0	500	16.7	61-145	.421	19-71	.268	34-52	.654	16	69	85	2.8	69	2	31	32	7	17	175	5.8
03	Simpson, Triston	30-0	641	21.4	50-119	.420	18-44	.409	41-59	.695	20	59	79	2.6	45	0	75	34	0	16	159	5.3
25	Hagedorn, Tyler	17-0	212	12.5	27-61	.443	14-31	.452	20-27	.741	10	40	50	2.9	31	0	6	7	14	7	88	5.2
20	Armstrong, Brandon	30-0	317	10.6	26-103	.252	14-55	.255	11-15	.733	5	24	29	1.0	17	0	7	3	0	5	77	2.6
31	Jech, Dan	20-2	170	8.5	19-50	.380	1-12	.083	10-19	.526	17	28	45	2.3	38	2	3	11	13	4	49	2.5
45	Sparks, Austin	23-7	247	10.7	20-31	.645	0-0	.000	7-11	.636	16	19	35	1.5	42	2	6	17	4	5	47	2.0
33	Power, Logan	17-0	81	4.8	8-18	.444	4-9	.444	5-8	.625	4	16	20	1.2	7	0	8	3	0	1	25	1.5
05	Doss, Joshua	7-0	39	5.6	4-6	.667	1-1	1.000	2-4	.500	3	3	6	0.9	1	0	1	1	1	0	11	1.6
TM	TEAM										45	37	82	2.7								
	Total	30			802-1802	.445	202-587	.344	517-742	.697	317	807	1124	37.5	575	14	371	359	106	198	2323	77.4
	Opponents	30			773-1794	.431	242-655	.369	410-558	.735	289	789	1078	35.9	603	-	383	410	114	155	2198	73.3

### 2016-17 Summit League Statistics

Overall: 11-4    Home: 7-1    Away: 4-3

##	Player	gp-gs	min	avg	Total		3-Point		F-Throw		Reounds				pf	dq	a	to	blk	stl	pts	avg
					fg-fga	fg%	3fg-fga	3fg%	ft-fa	ft%	off	def	tot	avg								
13	Mooney, Matt	15-15	486	32.4	106-223	.475	37-94	.394	62-91	.681	6	64	70	4.7	31	0	33	41	1	42	311	20.7
00	Dickerson, Trey	15-15	327	21.8	51-121	.421	16-39	.410	46-60	.767	2	26	28	1.9	29	1	40	32	1	8	164	10.9
23	Flack, Tyler	8-8	209	26.1	61-98	.622	6-20	.300	25-31	.806	16	30	46	5.8	20	0	10	9	15	6	153	19.1
12	Burch-Manning, Trey	15-15	409	27.3	50-104	.481	1-4	.250	37-64	.578	31	82	113	7.5	50	2	15	30	5	11	138	9.2
02	Hurst, Carlton	15-15	458	30.5	36-72	.500	10-21	.476	40-50	.800	23	59	82	5.5	33	0	14	14	10	10	122	8.1
22	Peterson, Tyler	15-0	254	16.9	34-72	.472	11-31	.355	23-35	.657	8	27	35	2.3	32	0	20	17	4	15	102	6.8
03	Simpson, Triston	15-0	366	24.4	27-62	.435	9-24	.375	20-31	.645	11	28	39	2.6	26	0	45	16	0	6	83	5.5
25	Hagedorn, Tyler	14-0	201	14.4	25-59	.424	13-30	.433	19-25	.760	10	36	46	3.3	28	0	6	5	14	7	82	5.9
45	Sparks, Austin	11-7	142	12.9	8-11	.727	0-0	.000	4-6	.667	4	12	16	1.5	28	2	4	8	1	2	20	1.8
20	Armstrong, Brandon	15-0	94	6.3	8-30	.267	4-17	.235	0-1	.000	1	12	13	0.9	4	0	1	2	0	1	20	1.3
33	Power, Logan	7-0	22	3.1	3-5	.600	1-3	.333	0-2	.000	1	4	5	0.7	1	0	2	2	0	0	7	1.0
31	Jech, Dan	5-0	29	5.8	0-0	.000	0-0	.000	2-2	1.000	0	3	3	0.6	7	1	0	2	2	1	2	0.4
05	Doss, Joshua	1-0	3	3.0	0-0	.000	0-0	.000	0-0	.000	0	0	0	0.0	0	0	0	0	0	0	0	0.0
TM	TEAM										16	13	29	1.9								
	Total	15			409-857	.477	108-283	.382	278-398	.698	129	396	525	35.0	289	6	190	181	53	109	1204	80.3
	Opponents	15			391-890	.439	125-328	.381	220-297	.741	140	380	520	34.7	311	-	191	207	55	83	1127	75.1



## Head Coach Craig Smith



Craig Smith, a former NAIA National Coach of the Year, was named the 17th head coach in South Dakota's men's basketball history in the spring of 2014 after spending two years as an assistant coach at Nebraska. In two seasons in Vermillion, he has led the Coyotes to their first winning season in four years, won the program's first Summit League Tournament game, and picked up his 100th career coaching victory. Highlights from the 2015-16 campaign include road wins against Minnesota and Milwaukee and a victory against Florida Gulf Coast inside The Sanford Pentagon in Sioux Falls. In addition, the program qualified for its fourth consecutive Summit League Tournament.

South Dakota won 17 games in Smith's first season of 2014-15. The Coyotes, picked to finish eighth in the Summit League's preseason poll, tied for fourth behind the emergence of senior guard Tyler Larson, who became the first Coyote to earn first-team all-Summit League honors. Larson was one of three players in the nation who averaged at least 14 points, 7.8 rebounds and 2.8 assists per game.

USD is Smith's second head coaching gig. He previously served as head coach at Mayville State in North Dakota where he compiled a 72-29 record while advancing to three straight NAIA II national tournaments. The Comets, which were 1-25 in the year before Smith's arrival, competed in the 2007 national championship game in the program's third year under Smith.

Smith won 17 games in his first year at Mayville State, a 16-game improvement for the program. The following season, the Comets set a school record with 28 wins and won MSU's first-ever Dakota Athletic Conference (DAC) regular season and tournament championships. MSU advanced to the national quarterfinals before losing to the eventual national champions.

Smith was named NAIA II National Coach of the Year in 2007 when the Comets defended their regular season and tournament titles before advancing to the championship game. It marked the first time any men's basketball team from North Dakota had ever played for a national title. Smith was named DAC Coach of the Year in both 2006 and 2007.

Coach Tim Miles brought Smith on board his staff at Colorado State ahead of the 2007-08 season and Smith would be named an assistant coach the following year. It was the third program that Smith had served as an assistant for Miles. The two prior stints were at Mayville State for the 1996-97 season, where Smith first began his collegiate coaching career, and at North Dakota State from 2001-04. The fourth program was Nebraska where the duo worked the 2012-13 and 2013-14 campaigns.

Smith is a Stephen, Minn., native and a 1996 graduate of the University of North Dakota where he earned his degree in secondary education. He earned his master's degree in teaching and learning from Northern State, where he served as a graduate assistant for the 1997-98 season. Smith and his wife, Darcy, have three sons (Landon, Brady and Carson) and a daughter (Lauren).

## Staff



**Gameli Ahelegbe**  
Assistant / 3rd season  
Oakdale, Minn.  
Minnesota State, 2007



**Austin Hansen**  
Assistant / 3rd season  
Valley Springs, S.D.  
South Dakota State, 2003



**Eric Peterson**  
Assistant / 3rd season  
West Salem, Wis.  
UW-La Crosse, 2006



**Rick Karius**  
Operations / 1st season  
Chilton, Wis.  
UW-La Crosse, 2009

## Game-By-Game Statistics



## Individual Game Highs

South Dakota		Opponents	
<b>Points</b>	30, Matt Mooney vs. Fort Wayne (01/14/17)	<b>Points</b>	32, Tyler Hall, Montana State (12/18/16)
<b>Field Goals</b>	13, Tyler Flack at Fort Wayne (02/08/17)	<b>Field Goals</b>	10, 3x; MR: Reed Tellinghuisen, South Dakota State (02/11/17)
<b>Field Goal Attempts</b>	22, Matt Mooney - both games against South Dakota State	<b>Field Goal Attempts</b>	20, LaVell Boyd, UMKC (11/30/16)
<b>FG Pct. (5 made)</b>	1.00 (6-6), Carlton Hurst vs. Doane (11/17/16)	<b>FG Pct. (5 made)</b>	1.00 (9-9), Zach Collins, Gonzaga (12/21/16)
<b>3-Point FG</b>	5, Matt Mooney, vs. South Dakota State (02/11/17)	<b>3-Point FG</b>	8, Reed Tellinghuisen, South Dakota State, (02/11/17)
<b>3-Pt. FG Pct. (4 made)</b>	.800 (4-5), Tyler Hagedorn vs. Oral Roberts (02/18/17)	<b>3-Pt. FG Pct. (4 made)</b>	5-6 (.833), 2x; MR: Mike Miklusak, Western Illinois (02/23/17)
<b>Free Throws Made</b>	10, Matt Mooney vs. Fort Wayne (01/14/17)	<b>Free Throws Made</b>	13, Mike Daum, South Dakota State (both meetings)
<b>Free Throw Atts</b>	15, Matt Mooney vs. Fort Wayne (01/14/17)	<b>Free Throw Atts</b>	16, Mike Daum, South Dakota State (12/31/16)
<b>FT Pct. (5 made)</b>	1.00 (8-8), 3x; MR: Matt Mooney at Fort Wayne (02/08/17)	<b>FT Pct. (5 made)</b>	1.00 (8-8), 2x; MR: Marcus Tyus, Omaha (02/01/17)
<b>Rebounds</b>	14, Trey Burch-Manning at Western Illinois (02/23/17)	<b>Rebounds</b>	25, Rokas Gustys, Hofstra (11/23/16)
<b>Assists</b>	7, 2x; MR: Triston Simpson at Fort Wayne (02/08/17)	<b>Assists</b>	10, Mo Evans, Fort Wayne (02/08/17)
<b>Blocked Shots</b>	6, Tyler Flack vs. Bowling Green (11/13/16)	<b>Blocked Shots</b>	4, 4x; MR: Reed Tellinghuisen, South Dakota State (02/11/17)
<b>Steals</b>	6, Matt Mooney vs. Omaha (12/29/16)	<b>Steals</b>	5, Jake Pemberton, Denver (01/04/17) & Tra-Deon Hollins, Omaha (02/01/17)
<b>Minutes Played</b>	38, 3x; MR: Matt Mooney vs. Oral Roberts (02/18/17)	<b>Minutes Played</b>	40, Alec Wintering, Portland (12/16/16)



## Team Highs & Lows

### South Dakota Highs

POINTS: 99 vs. Presentation (11/16/16)  
FIELD GOALS MADE: 40 vs. Presentation (11/16/16)  
FIELD GOAL ATTEMPTS: 75 vs. Presentation (11/16/16)  
FIELD GOAL PCT.: .566 (30-53) vs. IUPUI (1/7/17)  
3-PT FGs MADE: 14 vs. South Dakota State (2/11/17)  
3-PT FG ATTEMPTS: 30 at South Dakota State (12/31/16)  
3-PT FG PCT.: .556 (10-18), vs. Omaha (12/29/16)  
FREE THROWS MADE: 27, 2x; MR: vs. Denver (1/28/17)  
FREE THROW ATTEMPTS: 38 vs. Montana (11/27/16)  
FREE THROW PCT.: .941 (16-17) at Fort Wayne (02/08/17)  
REBOUNDS: 51 vs. Doane (11/17/16)  
ASSISTS: 22 vs. Presentation (11/16/16)  
STEALS: 10, 3x; MR: at Omaha (02/01/17)  
BLOCKED SHOTS: 10 vs. Bowling Green (11/13/16)  
TURNOVERS: 18, at Nebraska (12/3/16)  
FOULS: 28, at UMKC (11/30/16)

### Opponent Highs

POINTS: 102, Gonzaga (12/21/16)  
FIELD GOALS MADE: 39, Gonzaga (12/21/16)  
FIELD GOAL ATTEMPTS: 73, Gonzaga (12/21/16)  
FIELD GOAL PCT.: .534 (39-73), Gonzaga (12/21/16)  
3-PT FGs MADE: 14, Fort Wayne (02/08/17)  
3-PT FG ATTEMPTS: 32, Fort Wayne (02/08/17)  
3-PT FG PCT.: .545 (12-22), Portland (12/16/16)  
FREE THROWS MADE: 24, Oral Roberts (01/18/17)  
FREE THROW ATTEMPTS: 30, Oral Roberts (01/18/17)  
FREE THROW PCT.: .933 (14-15), Denver (1/4/17)  
REBOUNDS: 49 Hofstra (11/23/16)  
ASSISTS: 22, Gonzaga (12/21/16)  
STEALS: 12, Omaha (02/01/17)  
BLOCKED SHOTS: 8, Sacramento State (12/10/16)  
TURNOVERS: 18, 2x; MR: Denver (1/28/17)  
FOULS: 28, Bowling Green (11/13/16)

### South Dakota Lows

POINTS: 57 vs. Hofstra (11/23/16)  
FIELD GOALS MADE: 19, 3x; MR: vs. Western Illinois (1/25/17)  
FIELD GOAL ATTEMPTS: 48 at Denver (1/4/17)  
FIELD GOAL PCT.: .303 (20-66) vs. Hofstra (11/23/16)  
3-PT FGs MADE: 2, 2x; MR: vs. Houston (11/22/16)  
3-PT FG ATTEMPTS: 10 vs. Doane (11/17/16)  
3-PT FG PCT.: .095 (2-21) vs. Houston (11/22/16)  
FREE THROWS MADE: 6, at Nebraska (12/3/16)  
FREE THROW ATTEMPTS: 9, 2x; MR: vs. Sacramento St (12/10/16)  
FREE THROW PCT.: .556 (15-27), vs. Montana State (12/7/16)  
REBOUNDS: 26 vs. Denver (1/28/17)  
ASSISTS: 6 vs. Houston (11/22/16)  
STEALS: 2, 2x; MR: vs. Houston (11/22/16)  
BLOCKED SHOTS: 0, 2x; MR: at Fort Wayne (02/08/17)  
TURNOVERS: 7, 2x; MR: vs. Montana (11/27/16)  
FOULS: 9 vs. Sacramento State (12/10/16)

### Opponent Lows

POINTS: 46, Doane (11/17/16)  
FIELD GOALS MADE: 20, 3x; MR: Western Illinois (01/25/17)  
FIELD GOAL ATTEMPTS: 44, South Dakota State (12/31/16)  
FIELD GOAL PCT.: .328 (20-61), Doane (11/17/16)  
3-PT FGs MADE: 4, 3x; MR: Oral Roberts (02/18/17)  
3-PT FG ATTEMPTS: 13, Oral Roberts (02/18/17)  
3-PT FG PCT.: .167 (4-24), Doane (11/17/16)  
FREE THROWS MADE: 2, Doane (11/17/16)  
FREE THROW ATTEMPTS: 4, Doane (11/17/16)  
FREE THROW PCT.: .500 (2-4), Doane (11/17/16)  
REBOUNDS: 26, Doane (11/17/16)  
ASSISTS: 7, 3x; MR: Omaha (12/29/16)  
STEALS: 1, 2x; MR: IUPUI (1/7/17)  
BLOCKED SHOTS: 1, 3x; MR: IUPUI (1/7/17)  
TURNOVERS: 7, Houston (11/22/16)  
FOULS: 12, 2x; MR: Sacramento State (12/10/16)





## Player Bios



### #0 Trey Dickerson

6-1 • 185 • Jr. • Queens, N.Y.  
God's Academy (Texas) • Iowa

Pts	Reb	Ast	Min.
10.5	2.0	2.9	22.5

#### 2016-17 Game-By-Game Statistics

Opponent	MP	FG-A	3FG-A	FT-A	O-D-T	F	A	TO	B	S	TP
at Drake	18	2-7	0-2	1-4	0-1-1	2	1	2	0	2	5
Bowling Green	20	4-8	0-2	2-3	0-1-1	3	2	3	0	1	10
Presentation	19	5-7	2-2	0-0	1-1-1	3	4	1	0	0	12
Doane	24	5-11	1-2	2-2	1-2-3	2	2	1	0	0	13
vs. Kent State	26	3-7	2-4	1-2	0-4-4	0	7	2	0	0	9
vs. Houston	21	1-5	0-4	7-8	0-3-3	1	3	2	0	0	9
vs. Hofstra	33	5-13	2-7	1-3	0-3-3	5	2	1	0	1	13
Montana	18	2-4	1-3	3-4	0-1-1	0	3	0	0	0	8
at UMKC	27	5-12	1-6	4-5	1-1-2	5	3	1	0	1	15
at Nebraska	31	4-15	1-4	2-2	1-1-2	2	6	2	0	2	11
Montana State	19	1-5	0-3	2-5	0-2-2	3	5	0	1	0	4
Sacramento State	21	4-8	3-4	2-2	0-0-0	0	4	0	0	0	13
at Portland	22	3-13	0-2	4-4	0-4-4	5	1	0	0	1	10
at Montana State	29	4-10	1-3	1-5	1-1-2	2	3	1	0	0	10
at Gonzaga	19	4-8	1-4	1-1	0-3-3	1	3	3	0	1	10
Omaha	25	5-10	2-3	5-6	0-3-3	3	2	4	0	1	17
at South Dakota State	29	5-13	1-4	3-5	0-0-0	5	6	2	0	1	14
at Denver	20	3-7	0-1	4-4	0-0-0	2	5	3	0	1	10
IUPUI	21	3-5	0-1	5-7	0-3-3	2	3	4	0	2	11
North Dakota State	24	2-10	2-5	4-6	0-5-5	2	0	3	0	0	10
Fort Wayne	18	1-6	0-3	0-1	0-2-2	0	2	1	0	0	2
at Oral Roberts	26	6-11	1-3	4-5	0-1-1	1	1	1	0	0	17
Western Illinois	12	1-6	0-1	0-0	0-1-1	2	1	1	0	0	2
Denver	17	1-6	1-2	2-2	0-1-1	0	3	2	0	0	5
at Omaha	19	5-6	1-2	4-5	0-2-2	4	2	3	0	1	15
at North Dakota State	16	3-5	1-1	2-2	0-0-0	2	1	1	1	0	9
at Fort Wayne	22	3-8	1-1	0-0	0-1-1	0	5	2	0	1	7
South Dakota State	22	6-11	4-7	1-1	2-0-2	1	1	1	0	0	17
Oral Roberts	26	2-7	0-2	3-4	0-2-2	3	5	1	0	0	7
at Western Illinois	30	5-10	2-3	9-12	0-5-5	2	3	3	0	1	21
at IUPUI											

#### Season Highs

Points.....	21 at Western Illinois, 02/23
Field Goals.....	6, 2x; MR: vs. South Dakota State, 02/11
Field Goal Attempts.....	15 at Nebraska, 12/03
3-Point Field Goals.....	4 vs. South Dakota State, 02/11
3-Point Field Goal Attempts.....	7, 2x; MR: vs. South Dakota State, 02/11
Free Throws.....	9 at Western Illinois, 02/23
Free Throw Attempts.....	12 at Western Illinois, 02/23
Rebounds.....	5, 2x; MR: at Western Illinois, 02/23
Assists.....	7 vs. Kent State, 11/21
Blocked Shots.....	1, 2x; MR: at North Dakota State, 02/04
Steals.....	2, 3x; MR: vs. IUPUI, 01/07
Minutes Played.....	33 vs. Hofstra, 11/23

#### Career Highs (same)

Points.....	21 at Western Illinois, 02/23
Field Goals.....	6, 2x; MR: vs. South Dakota State, 02/11
Field Goal Attempts.....	15 at Nebraska, 12/03
3-Point Field Goals.....	4 vs. South Dakota State, 02/11
3-Point Field Goal Attempts.....	7, 2x; MR: vs. South Dakota State, 02/11
Free Throws.....	9 at Western Illinois, 02/23
Free Throw Attempts.....	12 at Western Illinois, 02/23
Rebounds.....	5, 2x; MR: at Western Illinois, 02/23
Assists.....	7 vs. Kent State, 11/21
Blocked Shots.....	1, 2x; MR: at North Dakota State, 02/04
Steals.....	2, 3x; MR: vs. IUPUI, 01/07
Minutes Played.....	33 vs. Hofstra, 11/23

#### Career Statistics

Year	GP-GS	FG-A	Pct	3FG-A	Pct	FT-FTA	Pct	Reb.	Avg	A	TO	BK	ST	Pts/Avg
Williston	28-0	196-413	.475	50-145	.345	93-133	.699	93	3.3	156	80	3	39	551/19.7
Iowa	15-0	17-49	.347	4-13	.308	3-10	.300	7	0.5	18	15	0	7	41/2.7
16-17	30-30	103-254	.406	31-91	.341	79-110	.718	60	2.0	89	51	2	17	316/10.5
Total	73-30	316-716	.441	85-249	.341	175-252	.694	160	2.1	263	146	5	63	918/12.5



### #2 Carlton Hurst

6-3 • 200 • Jr. • Denver, Colo.  
Aurora Central HS • Colorado State

Pts	Reb	Ast	Min.
7.9	5.1	0.9	28.4

#### 2016-17 Game-By-Game Statistics

Opponent	MP	FG-A	3FG-A	FT-A	O-D-T	F	A	TO	B	S	TP
at Drake	26	2-4	0-0	4-4	1-2-3	2	0	0	1	0	8
Bowling Green	28	4-5	3-3	2-4	1-4-5	1	2	1	1	0	13
Presentation	15	2-4	0-1	0-0	2-0-2	0	0	1	0	0	4
Doane	23	6-6	0-0	3-3	1-2-3	1	0	0	1	1	15
vs. Kent State	28	3-6	1-2	4-5	4-6-10	3	1	2	1	1	11
vs. Houston	22	0-3	0-1	2-3	1-3-4	2	0	1	0	1	2
vs. Hofstra	22	0-2	0-0	0-1	3-1-4	3	3	1	0	2	0
Montana	34	4-7	2-3	3-4	3-2-5	1	0	0	0	1	13
at UMKC	34	3-10	0-2	3-5	3-4-7	2	2	0	0	2	9
at Nebraska	34	3-9	2-3	0-0	2-8-10	2	1	2	1	1	8
Montana State	32	2-5	0-1	1-4	2-5-7	2	1	2	0	2	5
Sacramento State	22	2-7	1-1	1-1	1-0-1	0	2	0	1	0	6
at Portland	33	4-5	2-2	4-4	2-5-7	3	0	1	0	2	14
at Montana State	23	0-2	0-1	2-2	0-2-2	3	1	0	0	0	2
at Gonzaga	19	2-4	0-1	1-1	1-1-2	0	1	2	1	0	5
Omaha	25	3-4	1-1	0-1	1-6-7	2	0	0	1	1	7
at South Dakota State	27	4-6	3-5	2-2	2-2-4	0	0	0	0	3	13
at Denver	27	3-5	1-2	4-6	1-2-3	3	1	1	0	0	11
IUPUI	38	7-9	1-1	4-5	2-6-8	4	1	0	1	0	19
North Dakota State	32	3-5	0-1	4-5	3-2-5	2	1	1	0	0	10
Fort Wayne	31	1-3	1-2	2-2	0-5-5	0	0	2	0	1	5
at Oral Roberts	30	2-8	0-1	2-4	2-3-5	2	0	1	0	1	6
Western Illinois	33	2-5	1-2	6-9	5-4-9	4	0	0	0	0	11
Denver	36	1-3	1-1	8-8	0-4-4	3	1	1	2	0	11
at Omaha	33	1-3	0-0	0-0	1-4-5	2	2	1	0	0	2
at North Dakota State	26	3-5	1-2	0-0	2-4-6	4	1	1	0	1	7
at Fort Wayne	35	1-4	0-1	4-4	0-9-9	3	2	2	0	0	6
South Dakota State	31	2-5	0-2	0-0	2-5-7	2	2	3	4	0	4
Oral Roberts	21	1-3	0-0	2-2	1-2-3	4	2	0	1	0	4
at Western Illinois	33	2-4	0-0	2-2	1-1-2	0	1	0	0	1	6
at IUPUI											

#### Season Highs

Points.....	19 vs. IUPUI, 01/07
Field Goals.....	7 vs. IUPUI, 01/07
Field Goal Attempts.....	10 at UMKC, 11/30
3-Point Field Goals.....	3, 2x; MR: at South Dakota State, 12/31
3-Point Field Goal Attempts.....	5 at South Dakota State, 12/31
Free Throws.....	8 vs. Denver, 01/28
Free Throw Attempts.....	9 vs. Western Illinois, 01/25
Rebounds.....	10, 2x; MR: at Nebraska, 12/03
Assists.....	3 vs. Hofstra, 11/23
Blocked Shots.....	4 vs. South Dakota State, 02/11
Steals.....	3 at South Dakota State, 12/31
Minutes Played.....	38 vs. IUPUI, 01/07

#### Career Highs (same)

Points.....	19 vs. IUPUI, 01/07
Field Goals.....	7 vs. IUPUI, 01/07
Field Goal Attempts.....	10 at UMKC, 11/30
3-Point Field Goals.....	3, 2x; MR: at South Dakota State, 12/31
3-Point Field Goal Attempts.....	5 at South Dakota State, 12/31
Free Throws.....	8 vs. Denver, 01/28
Free Throw Attempts.....	9 vs. Western Illinois, 01/25
Rebounds.....	10, 2x; MR: at Nebraska, 12/03
Assists.....	3 vs. Hofstra, 11/23
Blocked Shots.....	4 vs. South Dakota State, 02/11
Steals.....	3 at South Dakota State, 12/31
Minutes Played.....	38 vs. IUPUI, 01/07

#### Career Statistics

Year	GP-GS	FG-A	Pct	3FG-A	Pct	FT-FTA	Pct	Reb.	Avg	A	TO	BK	ST	Pts/Avg
Colo St	30-5	40-91	.440	1-9	.111	44-68	.647	66	2.2	25	23	5	6	125/4.2
Colo St	31-1	24-47	.511	1-4	.250	8-16	.500	45	1.5	7	9	5	6	57/1.8
16-17	30-30	73-151	.483	21-42	.500	70-91	.769	154	5.1	28	27	17	23	237/7.9
Total	91-36	137-289	.474	23-55	.418	122-175	.697	265	2.9	60	59	27	35	419/4.6



## Player Bios



### #3 Triston Simpson

6-1 • 185 • Fr. • Lincoln, Neb.  
North Star HS

Pts	Reb	Ast	Min.
5.3	2.6	2.5	21.4

#### 2016-17 Game-By-Game Statistics

Opponent	MP	FG-A	3FG-A	FT-A	O-D-T	F	A	TO	B	S	TP
at Drake	22	0-3	0-2	0-0	1-2-3	0	2	3	0	1	0
Bowling Green	30	0-2	0-0	5-6	1-5-6	0	2	0	0	1	5
Presentation	15	2-6	0-2	3-4	0-3-3	1	3	0	0	0	7
Doane	14	3-7	1-1	4-4	1-4-5	2	2	2	0	1	11
vs. Kent State	14	1-4	0-1	0-0	1-2-3	0	2	0	0	0	2
vs. Houston	21	1-3	0-1	1-2	1-1-2	3	2	1	0	1	3
vs. Hofstra	12	1-2	1-2	0-0	1-1-2	1	2	0	0	0	3
Montana	22	1-4	1-2	0-2	1-2-3	2	4	0	0	0	3
at UMKC	15	0-1	0-1	0-0	1-0-1	1	0	1	0	0	0
at Nebraska	9	0-0	0-0	0-0	0-2-2	0	1	1	0	1	0
Montana State	22	2-4	0-1	2-3	0-0-0	0	3	1	0	2	6
Sacramento State	19	1-4	1-2	0-0	1-2-3	0	1	2	0	1	3
at Portland	24	3-6	1-1	3-4	0-2-2	4	3	1	0	2	10
at Montana State	23	5-6	3-3	1-1	0-4-4	4	2	4	0	0	14
at Gonzaga	22	3-5	1-1	2-2	0-1-1	1	1	2	0	0	9
Omaha	23	2-4	1-2	2-4	0-2-2	1	3	2	0	0	7
at South Dakota State	19	1-3	0-1	0-0	1-2-3	3	1	1	0	1	2
at Denver	25	1-4	1-2	2-2	1-2-3	3	1	1	0	0	5
IUPUI	24	4-5	1-2	3-5	1-1-2	1	4	0	0	2	12
North Dakota State	31	1-2	0-1	1-2	2-4-6	0	4	0	0	0	3
Fort Wayne	27	0-4	0-2	1-2	2-2-4	1	3	0	0	0	1
at Oral Roberts	24	2-5	1-3	0-0	1-1-2	0	3	1	0	0	5
Western Illinois	28	2-8	1-3	2-3	0-2-2	3	2	4	0	2	7
Denver	29	1-3	0-0	1-1	0-0-0	2	3	1	0	0	3
at Omaha	21	2-3	1-2	0-0	0-1-1	1	2	2	0	0	5
at North Dakota State	28	2-4	0-1	0-0	2-3-5	3	3	1	0	0	4
at Fort Wayne	24	2-4	1-1	1-2	0-2-2	2	7	0	0	1	6
South Dakota State	22	1-3	0-1	2-3	0-2-2	1	2	2	0	0	4
Oral Roberts	21	4-6	2-2	2-2	1-2-3	4	3	1	0	0	12
at Western Illinois	20	2-4	0-1	3-5	0-2-2	1	4	0	0	0	7
at IUPUI											

#### Season Highs

Points.....	14 at Montana St, 12/18
Field Goals .....	5 at Montana St, 12/18
Field Goal Attempts .....	8 vs. Western Illinois, 01/25
3-Point Field Goals .....	3 at Montana St, 12/18
3-Point Field Goal Attempts.....	3, 3x; MR: vs. Western Illinois, 01/25
Free Throws .....	5 vs. Bowling Green, 11/13
Free Throw Attempts .....	6 vs. Bowling Green, 11/13
Rebounds .....	6, 2x; MR: vs. NDSU, 01/11
Assists .....	7 at Fort Wayne, 02/08
Blocked Shots.....	
Steals.....	2, 4x; MR: vs. Western Illinois, 01/25
Minutes Played.....	31 vs. NDSU, 01/11

#### Career Highs (same)

Points.....	14 at Montana St, 12/18
Field Goals .....	5 at Montana St, 12/18
Field Goal Attempts .....	8 vs. Western Illinois, 01/25
3-Point Field Goals .....	3 at Montana St, 12/18
3-Point Field Goal Attempts.....	3, 3x; MR: vs. Western Illinois, 01/25
Free Throws .....	5 vs. Bowling Green, 11/13
Free Throw Attempts .....	6 vs. Bowling Green, 11/13
Rebounds .....	6, 2x; MR: vs. NDSU, 01/11
Assists .....	7 at Fort Wayne, 02/08
Blocked Shots.....	
Steals.....	2, 4x; MR: vs. Western Illinois, 01/25
Minutes Played.....	31 vs. NDSU, 01/11

#### Career Statistics

Year	GP-GS	FG-A	Pct	3FG-A	Pct	FT-FTA	Pct	Reb.	Avg	A	TO	BK	ST	Pts/Avg
16-17	30-0	50-119	.420	18-44	.409	41-59	.695	79	2.6	75	34	0	16	159/5.3



### #5 Joshua Doss

6-4 • 200 • Jr. • Chicago, Ill.  
Taft HS • Triton College

Pts	Reb	Ast	Min.
1.6	0.9	0.1	5.6

#### 2016-17 Game-By-Game Statistics

Opponent	MP	FG-A	3FG-A	FT-A	O-D-T	F	A	TO	B	S	TP
at Drake	DNP										
Bowling Green	DNP										
Presentation	17	4-6	1-1	1-2	1-0-1	1	0	1	1	0	10
Doane	7	0-0	0-0	1-2	0-1-1	0	1	0	0	0	1
vs. Kent State	2	0-0	0-0	0-0	1-0-1	0	0	0	0	0	0
vs. Houston	6	0-0	0-0	0-0	1-1-2	0	0	0	0	0	0
vs. Hofstra	DNP										
Montana	DNP										
at UMKC	3	0-0	0-0	0-0	0-1-1	0	0	0	0	0	0
at Nebraska	DNP										
Montana State	DNP										
Sacramento State	DNP (inj.)										
at Portland	DNP (inj.)										
at Montana State	DNP (inj.)										
at Gonzaga	1	0-0	0-0	0-0	0-0-0	0	0	0	0	0	0
Omaha	3	0-0	0-0	0-0	0-0-0	0	0	0	0	0	0
at South Dakota State	DNP										
at Denver	DNP										
IUPUI	DNP										
North Dakota State	DNP										
Fort Wayne	DNP (inj.)										
at Oral Roberts	DNP (inj.)										
Western Illinois	DNP (inj.)										
Denver	DNP (inj.)										
at Omaha	DNP (inj.)										
at North Dakota State	DNP (inj.)										
at Fort Wayne	DNP (inj.)										
South Dakota State	DNP (inj.)										
Oral Roberts	DNP (inj.)										
at Western Illinois	DNP (inj.)										
at IUPUI											

#### Season Highs

Points.....	10 vs. Presentation, 11/16
Field Goals .....	4 vs. Presentation, 11/16
Field Goal Attempts .....	6 vs. Presentation, 11/16
3-Point Field Goals .....	1 vs. Presentation, 11/16
3-Point Field Goal Attempts.....	1 vs. Presentation, 11/16
Free Throws .....	1, 2x; MR: vs. Doane, 11/17
Free Throw Attempts .....	2, 2x; MR: vs. Doane, 11/17
Rebounds .....	2 vs. Houston, 11/22
Assists .....	1 vs. Doane, 11/17
Blocked Shots.....	1 vs. Presentation, 11/16
Steals.....	
Minutes Played.....	17 vs. Presentation, 11/16

#### Career Highs (same)

Points.....	10 vs. Presentation, 11/16
Field Goals .....	4 vs. Presentation, 11/16
Field Goal Attempts .....	6 vs. Presentation, 11/16
3-Point Field Goals .....	1 vs. Presentation, 11/16
3-Point Field Goal Attempts.....	1 vs. Presentation, 11/16
Free Throws .....	1, 2x; MR: vs. Doane, 11/17
Free Throw Attempts .....	2, 2x; MR: vs. Doane, 11/17
Rebounds .....	2 vs. Houston, 11/22
Assists .....	1 vs. Doane, 11/17
Blocked Shots.....	1 vs. Presentation, 11/16
Steals.....	
Minutes Played.....	17 vs. Presentation, 11/16

#### Career Statistics

Year	GP-GS	FG-A	Pct	3FG-A	Pct	FT-FTA	Pct	Reb.	Avg	A	TO	BK	ST	Pts/Avg
SE CC	26-0	27-56	.482	7-22	.318	20-29	.690	32	1.2	9	13	0	3	81/3.1
Triton	34-33	116-249	.466	38-103	.369	87-113	.770	131	3.9	85	40	2	57	357/10.5
16-17	7-0	4-6	.667	1-1	1.000	2-4	.500	6	0.9	1	1	1	0	11/1.6
Total	67-33	147-311	.472	46-126	.365	109-146	.746	169	2.5	95	54	3	60	449/6.7



## #12 Trey Burch-Manning

6-6 • 200 • So. • Federal Way Wash.  
Todd Beamer HS • North Idaho College

Pts	Reb	Ast	Min.
9.5	6.7	1.2	26.6

### 2016-17 Game-By-Game Statistics

Opponent	MP	FG-A	3FG-A	FT-A	O-D-T	F	A	TO	B	S	TP
at Drake	29	9-11	2-2	4-6	6-5-11	3	0	1	0	0	24
Bowling Green	24	3-8	0-1	8-12	2-9-11	3	3	1	1	0	14
Presentation	17	3-5	0-0	1-1	1-3-4	2	3	3	0	3	7
Doane	23	5-9	0-0	2-2	0-5-5	0	0	5	0	1	12
vs. Kent State	32	4-11	1-1	1-2	0-5-5	4	3	1	0	0	10
vs. Houston	21	3-7	0-1	4-6	0-2-2	4	1	3	0	0	10
vs. Hofstra	34	2-10	0-0	2-4	2-2-4	4	1	1	0	3	6
Montana	22	0-5	0-0	3-4	1-3-4	2	0	2	0	0	3
at UMKC	21	3-6	0-0	6-8	3-3-6	5	1	3	0	0	12
at Nebraska	30	2-9	0-1	3-5	3-3-6	4	1	3	0	0	7
Montana State	28	6-11	1-1	2-5	3-2-5	4	1	2	0	1	15
Sacramento State	26	3-7	0-0	0-0	2-10-12	1	2	1	0	1	6
at Portland	23	1-7	0-1	1-2	1-3-4	3	1	1	0	0	3
at Montana State	32	6-10	0-0	1-7	1-5-6	2	3	3	0	2	13
at Gonzaga	26	1-8	0-0	2-2	1-2-3	3	3	2	0	0	4
Omaha	20	2-9	0-0	2-2	5-5-10	3	2	0	1	0	6
at South Dakota State	30	6-8	0-0	3-3	2-6-8	3	2	1	2	0	15
at Denver	30	3-12	0-0	1-2	4-8-12	3	0	5	0	1	7
IUPUI	36	6-12	0-1	4-6	0-3-3	3	0	1	1	0	16
North Dakota State	30	5-9	0-1	5-9	1-7-8	3	2	1	0	1	15
Fort Wayne	21	2-3	0-0	2-3	4-7-11	4	0	3	0	1	6
at Oral Roberts	26	5-7	0-0	5-7	1-4-5	5	2	3	0	1	15
Western Illinois	32	4-10	0-0	1-2	0-9-9	4	0	4	0	1	9
Denver	21	3-5	0-0	4-8	1-2-3	4	1	1	0	2	10
at Omaha	21	1-4	0-1	2-6	0-1-1	1	1	2	1	2	4
at North Dakota State	33	0-1	0-0	1-2	1-9-10	3	2	3	0	1	1
at Fort Wayne	30	6-8	0-0	0-0	3-2-5	2	2	2	0	1	12
South Dakota State	30	2-7	0-0	1-4	5-4-9	3	0	2	0	0	5
Oral Roberts	17	1-2	0-0	5-7	1-4-5	4	1	1	0	0	7
at Western Illinois	32	4-7	1-1	1-3	3-11-14	5	0	1	0	0	10
at IUPUI											

### Season Highs

Points.....	24 at Drake, 11/11
Field Goals.....	9 at Drake, 11/11
Field Goal Attempts.....	12, 2x; MR: vs. IUPUI, 01/07
3-Point Field Goals.....	2 at Drake, 11/11
3-Point Field Goal Attempts.....	2 at Drake, 11/11
Free Throws.....	8 vs. Bowling Green, 11/13
Free Throw Attempts.....	12 vs. Bowling Green, 11/13
Rebounds.....	14 at Western Illinois, 02/23
Assists.....	3, 5x; MR: at Gonzaga, 12/21
Blocked Shots.....	2 at South Dakota State, 12/31
Steals.....	3, 2x; MR: vs. Hofstra, 11/23
Minutes Played.....	36 vs. IUPUI, 01/07

### Career Highs (same)

Points.....	24 at Drake, 11/11
Field Goals.....	9 at Drake, 11/11
Field Goal Attempts.....	12, 2x; MR: vs. IUPUI, 01/07
3-Point Field Goals.....	2 at Drake, 11/11
3-Point Field Goal Attempts.....	2 at Drake, 11/11
Free Throws.....	8 vs. Bowling Green, 11/13
Free Throw Attempts.....	12 vs. Bowling Green, 11/13
Rebounds.....	14 at Western Illinois, 02/23
Assists.....	3, 5x; MR: at Gonzaga, 12/21
Blocked Shots.....	2 at South Dakota State, 12/31
Steals.....	3, 2x; MR: vs. Hofstra, 11/23
Minutes Played.....	36 vs. IUPUI, 01/07

### Career Statistics

Year	GP-GS	FG-A	Pct	3FG-A	Pct	FT-FTA	Pct	Reb.	Avg	A	TO	BK	ST	Pts/Avg
N Idaho	32-0	85-171	.497	5-16	.313	83-124	.669	144	4.5	58	49	3	37	258/8.1
16-17	30-30	101-228	.443	5-12	.417	77-130	.592	201	6.7	38	62	6	22	284/9.5
Total	62-30	186-399	.466	10-28	.357	160-254	.630	345	5.5	96	111	9	59	542/8.7



## #13 Matt Mooney

6-3 • 210 • So. • Wauconda, Ill.  
Notre Dame College Prep • Air Force

Pts	Reb	Ast	Min.
17.7	4.3	2.0	30.4

### 2016-17 Game-By-Game Statistics

Opponent	MP	FG-A	3FG-A	FT-A	O-D-T	F	A	TO	B	S	TP
at Drake	33	8-16	4-9	1-3	0-4-4	1	1	4	1	2	21
Bowling Green	30	3-9	1-4	2-2	1-1-2	0	1	4	0	1	9
Presentation	18	5-8	1-4	0-0	0-4-4	1	3	2	0	3	11
Doane	21	2-8	0-2	0-0	0-4-4	0	3	3	1	3	4
vs. Kent State	27	6-13	2-6	3-5	1-4-5	4	1	5	0	1	17
vs. Houston	27	5-8	1-3	2-2	0-3-3	3	0	3	0	0	13
vs. Hofstra	35	3-18	3-12	3-4	2-0-2	4	4	2	0	2	12
Montana	34	4-10	2-6	8-10	0-5-5	1	3	1	0	0	18
at UMKC	32	8-16	2-6	5-9	1-1-2	2	0	1	1	1	23
at Nebraska	34	8-16	2-6	0-0	0-5-5	3	3	5	0	3	18
Montana State	24	4-10	1-4	2-2	0-3-3	0	3	2	0	2	11
Sacramento State	27	3-9	0-4	0-0	0-6-6	0	4	1	0	0	6
at Portland	28	5-12	1-3	4-4	1-3-4	2	1	2	0	2	15
at Montana State	30	8-12	4-8	8-8	0-5-5	2	0	1	0	1	28
at Gonzaga	26	6-16	1-6	0-0	1-5-6	3	0	1	0	1	13
Omaha	35	6-14	3-5	1-2	0-5-5	2	4	5	1	6	16
at South Dakota State	35	8-22	4-14	2-3	1-2-3	1	2	1	0	5	22
at Denver	30	6-9	4-7	7-12	0-7-7	4	1	1	0	1	23
IUPUI	26	6-12	1-4	3-4	0-5-5	2	4	2	0	2	16
North Dakota State	29	6-14	2-6	0-2	0-4-4	0	1	3	0	2	14
Fort Wayne	35	8-18	4-7	10-15	1-4-5	2	2	2	0	3	30
at Oral Roberts	33	9-17	2-7	4-6	1-4-5	2	1	4	0	4	24
Western Illinois	35	5-12	1-3	5-8	1-5-6	1	2	2	0	3	16
Denver	32	10-17	1-4	6-9	0-5-5	3	2	2	0	4	27
at Omaha	30	8-15	4-8	2-2	0-2-2	4	3	4	0	4	22
at North Dakota State	34	9-18	2-5	6-9	0-5-5	0	5	2	0	1	26
at Fort Wayne	34	6-13	1-4	8-8	0-4-4	2	1	4	0	1	21
South Dakota State	38	10-22	5-11	0-1	0-4-4	3	2	4	0	4	25
Oral Roberts	38	3-9	1-5	6-8	1-5-6	3	2	4	0	1	13
at Western Illinois	22	6-11	2-4	2-2	1-3-4	2	1	1	0	1	16
at IUPUI											

### Season Highs

Points.....	30 vs. Fort Wayne, 01/14
Field Goals.....	10, 2x; MR: vs. South Dakota State, 02/11
Field Goal Attempts.....	22, 2x; MR: vs. South Dakota State, 02/11
3-Point Field Goals.....	5 vs. South Dakota State, 02/11
3-Point Field Goal Attempts.....	14 at South Dakota State, 12/31
Free Throws.....	10 vs. Fort Wayne, 01/14
Free Throw Attempts.....	15 vs. Fort Wayne, 01/14
Rebounds.....	7 at Denver, 01/04
Assists.....	5 at North Dakota State, 02/04
Blocked Shots.....	1, 4x; MR: vs. Omaha, 12/29
Steals.....	6 vs. Omaha, 12/29
Minutes Played.....	38, 2x; MR: vs. Oral Roberts, 02/18

### Career Highs (same)

Points.....	30 vs. Fort Wayne, 01/14
Field Goals.....	10, 2x; MR: vs. South Dakota State, 02/11
Field Goal Attempts.....	22, 2x; MR: vs. South Dakota State, 02/11
3-Point Field Goals.....	5 vs. South Dakota State, 02/11
3-Point Field Goal Attempts.....	14 at South Dakota State, 12/31
Free Throws.....	10 vs. Fort Wayne, 01/14
Free Throw Attempts.....	15 vs. Fort Wayne, 01/14
Rebounds.....	7 at Denver, 01/04
Assists.....	5 at North Dakota State, 02/04
Blocked Shots.....	1, 4x; MR: vs. Omaha, 12/29
Steals.....	6 vs. Omaha, 12/29
Minutes Played.....	38, 2x; MR: vs. Oral Roberts, 02/18

### Career Statistics

Year	GP-GS	FG-A	Pct	3FG-A	Pct	FT-FTA	Pct	Reb.	Avg	A	TO	BK	ST	Pts/Avg
Air Force	29-8	74-165	.448	29-75	.387	22-28	.786	56	1.9	52	32	4	24	199/6.9
16-17	30-30	184-404	.455	62-177	.350	100-140	.714	130	4.3	60	78	4	64	530/17.7
Total	59-38	258-569	.453	91-252	.361	122-168	.726	186	3.1	112	110	8	88	729/12.3



## #20 Brandon Armstrong

6-5 • 205 • Fr. • San Antonio, Texas  
Holy Cross HS

Pts	Reb	Ast	Min.
2.6	1.0	0.2	10.6

### 2016-17 Game-By-Game Statistics

Opponent	MP	FG-A	3FG-A	FT-A	O-D-T	F	A	TO	B	S	TP
at Drake	13	2-7	1-3	0-0	0-0-0	0	1	0	0	0	5
Bowling Green	13	0-5	0-0	5-6	0-0-0	0	0	0	0	1	2
Presentation	22	4-9	2-6	2-2	0-2-2	3	2	0	0	0	12
Doane	16	1-4	0-2	0-0	0-1-1	2	0	0	0	0	2
vs. Kent State	11	3-4	2-2	0-0	0-0-0	0	0	0	0	0	8
vs. Houston	19	0-5	0-3	0-0	0-1-1	0	0	0	0	0	0
vs. Hofstra	8	0-4	0-2	0-0	0-0-0	0	0	0	0	0	0
Montana	20	1-5	1-4	1-2	0-1-1	1	0	0	0	0	4
at UMKC	21	2-8	2-3	2-2	2-2-4	1	0	0	0	0	8
at Nebraska	8	0-0	0-0	0-0	0-1-1	1	0	0	0	0	0
Montana State	13	1-5	0-3	0-0	1-1-2	0	0	0	0	0	2
Sacramento State	16	0-6	0-3	0-0	1-1-2	2	0	1	0	1	0
at Portland	18	4-7	2-5	2-4	0-0-0	0	3	0	0	0	12
at Montana State	10	0-2	0-1	0-0	0-2-2	1	0	0	0	1	0
at Gonzaga	15	0-2	0-1	2-2	0-0-0	2	0	0	0	1	2
Omaha	4	1-2	0-0	0-0	0-2-2	0	0	0	0	0	2
at South Dakota State	5	0-2	0-2	0-0	0-1-1	0	0	0	0	0	0
at Denver	6	0-1	0-1	0-0	0-0-0	0	1	0	0	0	0
IUPUI	5	0-2	0-0	0-0	0-1-1	0	0	1	0	0	0
North Dakota State	3	0-0	0-0	0-0	0-0-0	0	0	0	0	0	0
Fort Wayne	6	1-2	1-2	0-0	0-0-0	1	0	0	0	0	3
at Oral Roberts	4	0-0	0-0	0-0	0-0-0	1	0	1	0	0	0
Western Illinois	9	0-3	0-1	0-0	1-2-3	1	0	0	0	0	0
Denver	7	1-3	1-2	0-0	0-1-1	0	0	0	0	0	3
at Omaha	12	1-2	0-1	0-1	0-2-2	0	0	0	0	1	2
at North Dakota State	6	0-1	0-0	0-0	0-0-0	0	0	0	0	0	0
at Fort Wayne	9	1-3	0-2	0-0	0-0-0	0	0	0	0	0	2
South Dakota State	2	0-0	0-0	0-0	0-0-0	1	0	0	0	0	0
Oral Roberts	10	2-5	1-3	0-0	0-2-2	0	0	0	0	0	5
at Western Illinois	6	1-4	1-3	0-0	0-1-1	0	0	0	0	0	3
at IUPUI											

### Season Highs

Points.....	12, 2x; MR: vs. Sacramento St, 12/10
Field Goals .....	4, 2x; MR: at Portland, 12/16
Field Goal Attempts .....	9 vs. Presentation, 11/16
3-Point Field Goals .....	2, 4x; MR: at Portland, 12/16
3-Point Field Goal Attempts .....	6 vs. Presentation, 11/16
Free Throws .....	5 vs. Bowling Green, 11/13
Free Throw Attempts .....	6 vs. Bowling Green, 11/13
Rebounds .....	4 at UMKC, 11/30
Assists .....	3 at Portland, 12/16
Blocked Shots .....	
Steals .....	1, 5x; MR: at Omaha, 02/01
Minutes Played .....	22 vs. Presentation, 11/16

### Career Highs (same)

Points.....	12, 2x; MR: vs. Sacramento St, 12/10
Field Goals .....	4, 2x; MR: at Portland, 12/16
Field Goal Attempts .....	9 vs. Presentation, 11/16
3-Point Field Goals .....	2, 4x; MR: at Portland, 12/16
3-Point Field Goal Attempts .....	6 vs. Presentation, 11/16
Free Throws .....	5 vs. Bowling Green, 11/13
Free Throw Attempts .....	6 vs. Bowling Green, 11/13
Rebounds .....	4 at UMKC, 11/30
Assists .....	3 at Portland, 12/16
Blocked Shots .....	
Steals .....	1, 5x; MR: at Omaha, 02/01
Minutes Played .....	22 vs. Presentation, 11/16

### Career Statistics

Year	GP-GS	FG-A	Pct	3FG-A	Pct	FT-FTA	Pct	Reb.	Avg	A	TO	BK	ST	Pts/Avg
16-17	30-0	26-103	.252	14-55	.255	11-15	.733	29	1.0	7	3	0	5	77/2.6



## #22 Tyler Peterson

6-4 • 210 • Fr. • Lino Lakes, Minn.  
Centennial HS

Pts	Reb	Ast	Min.
5.8	2.8	1.0	16.7

### 2016-17 Game-By-Game Statistics

Opponent	MP	FG-A	3FG-A	FT-A	O-D-T	F	A	TO	B	S	TP
at Drake	15	1-4	0-3	0-0	0-0-0	2	2	2	0	0	2
Bowling Green	20	4-8	0-4	1-2	1-4-5	1	0	0	0	0	9
Presentation	19	2-8	1-5	1-2	0-4-4	5	2	0	1	1	6
Doane	16	1-5	0-1	1-2	4-6-10	1	1	1	2	0	3
vs. Kent State	18	2-7	0-4	1-1	0-4-4	4	2	1	0	0	5
vs. Houston	18	3-6	0-3	0-0	0-2-2	2	0	1	0	0	6
vs. Hofstra	19	1-3	1-3	1-2	1-2-3	2	1	1	0	0	4
Montana	11	1-4	1-2	0-0	0-1-1	2	0	1	0	0	3
at UMKC	3	0-1	0-0	0-0	0-1-1	3	0	0	0	0	0
at Nebraska	12	0-3	0-2	0-0	0-2-2	2	0	2	0	0	0
Montana State	22	4-5	3-4	4-4	1-5-6	4	1	2	0	1	15
Sacramento State	24	4-7	2-5	0-0	1-1-2	2	0	1	0	0	10
at Portland	12	2-4	0-1	0-1	0-2-2	5	0	1	0	0	4
at Montana State	13	1-3	0-1	2-3	0-1-1	2	1	1	0	0	4
at Gonzaga	24	1-5	0-2	0-0	0-7-7	0	1	1	0	0	2
Omaha	24	3-8	1-2	0-0	1-2-3	3	1	0	1	1	7
at South Dakota State	13	0-4	0-2	0-0	1-1-2	2	1	2	0	0	0
at Denver	17	3-6	3-5	2-2	0-2-2	3	1	3	1	0	11
IUPUI	12	0-0	0-0	1-2	0-0-0	2	1	1	0	1	1
North Dakota State	17	0-3	0-1	3-4	0-1-1	1	2	1	0	2	3
Fort Wayne	20	1-6	0-3	0-2	1-3-4	4	1	1	0	0	2
at Oral Roberts	20	5-8	1-2	0-2	2-3-5	3	2	1	0	1	11
Western Illinois	11	2-3	0-1	0-2	1-0-1	4	1	2	0	1	4
Denver	16	4-6	1-2	1-2	0-2-2	2	2	0	0	2	10
at Omaha	23	2-6	1-3	5-6	1-3-4	3	1	1	0	2	10
at North Dakota State	17	4-7	1-3	3-3	0-2-2	1	1	0	0	1	12
at Fort Wayne	6	0-1	0-1	0-0	0-0-0	2	0	3	0	0	0
South Dakota State	15	3-3	2-2	1-2	0-1-1	1	2	0	0	0	9
Oral Roberts	26	5-8	0-2	4-4	1-5-6	14	1	1	1	3	14
at Western Illinois	17	2-3	1-2	3-4	0-2-2	0	3	1	1	1	8
at IUPUI											

### Season Highs

Points.....	15 vs. Montana St, 12/07
Field Goals .....	5, 2x; MR: vs. Oral Roberts, 02/18
Field Goal Attempts .....	8, 5x; MR: vs. Oral Roberts, 02/18
3-Point Field Goals .....	3, 2x; MR: at Denver, 01/04
3-Point Field Goal Attempts .....	5, 3x; MR: at Denver, 01/04
Free Throws .....	5 at Omaha, 02/01
Free Throw Attempts .....	6 at Omaha, 02/01
Rebounds .....	10 vs. Doane, 11/17
Assists .....	3 at Western Illinois, 02/23
Blocked Shots .....	2 vs. Doane, 11/17
Steals .....	3 vs. Oral Roberts, 02/18
Minutes Played .....	26 vs. Oral Roberts, 02/18

### Career Highs (same)

Points.....	15 vs. Montana St, 12/07
Field Goals .....	5, 2x; MR: vs. Oral Roberts, 02/18
Field Goal Attempts .....	8, 5x; MR: vs. Oral Roberts, 02/18
3-Point Field Goals .....	3, 2x; MR: at Denver, 01/04
3-Point Field Goal Attempts .....	5, 3x; MR: at Denver, 01/04
Free Throws .....	5 at Omaha, 02/01
Free Throw Attempts .....	6 at Omaha, 02/01
Rebounds .....	10 vs. Doane, 11/17
Assists .....	3 at Western Illinois, 02/23
Blocked Shots .....	2 vs. Doane, 11/17
Steals .....	3 vs. Oral Roberts, 02/18
Minutes Played .....	26 vs. Oral Roberts, 02/18

### Career Statistics

Year	GP-GS	FG-A	Pct	3FG-A	Pct	FT-FTA	Pct	Reb.	Avg	A	TO	BK	ST	Pts/Avg
16-17	30-0	61-145	.421	19-71	.268	34-52	.654	85	2.8	31	32	7	17	175/5.8





## Player Bios



### #23 Tyler Flack

6-7 • 230 • Sr. • Lakeville, Minn.  
Lakeville North HS

Pts	Reb	Ast	Min.
15.5	7.0	0.9	26.5

#### 2016-17 Game-By-Game Statistics

Opponent	MP	FG-A	3FG-A	FT-A	O-D-T	F	A	TO	B	S	TP
at Drake	26	5-10	1-1	1-2	6-4-10	3	2	1	1	2	12
Bowling Green	19	5-9	2-2	0-0	1-1-2	5	0	1	6	1	12
Presentation	DNP (inj.)										
Doane	DNP (inj.)										
vs. Kent State	22	3-6	0-1	6-6	3-4-7	2	0	3	1	0	12
vs. Houston	25	5-9	1-3	2-3	1-3-4	1	0	0	2	0	13
vs. Hofstra	35	6-12	1-1	2-2	4-3-7	4	1	1	1	1	15
Montana	30	4-8	1-3	9-11	2-7-9	3	0	2	1	2	18
at UMKC	29	4-7	0-1	4-4	0-11-11	4	1	4	1	1	12
at Nebraska	29	6-12	0-0	1-2	2-5-7	0	0	0	0	0	13
Montana State	31	5-17	0-2	2-2	6-5-11	3	1	1	4	1	12
Sacramento State	22	8-12	0-1	4-4	3-6-9	1	1	2	0	2	20
at Portland	34	6-17	0-4	2-3	6-4-10	1	2	3	0	0	14
at Montana State	21	2-2	0-0	2-3	2-6-8	4	2	3	2	0	6
at Gonzaga	25	6-13	0-3	1-3	3-4-7	2	0	0	1	1	13
Omaha	21	7-12	1-4	1-1	2-4-6	3	0	2	2	1	16
at South Dakota State	DNP (inj.)										
at Denver	DNP (inj.)										
IUPUI	DNP (inj.)										
North Dakota State	DNP (inj.)										
Fort Wayne	DNP (inj.)										
at Oral Roberts	DNP (inj.)										
Western Illinois	DNP (inj.)										
Denver	20	7-12	0-1	5-7	1-2-3	4	1	0	1	0	19
at Omaha	26	8-14	1-4	4-6	0-7-7	2	0	2	4	0	21
at North Dakota State	32	7-13	0-1	3-4	2-3-5	2	1	1	4	2	17
at Fort Wayne	27	13-15	2-2	1-1	1-7-8	1	2	1	0	1	29
South Dakota State	30	8-11	2-4	5-6	5-3-8	3	3	1	0	1	23
Oral Roberts	26	6-9	0-2	0-0	1-2-3	1	2	2	2	0	12
at Western Illinois	27	5-12	0-2	6-6	4-2-6	4	1	0	2	1	16
at IUPUI											

#### Season Highs


Points.....	29 at Fort Wayne, 02/08
Field Goals .....	13 at Fort Wayne, 02/08
Field Goal Attempts .....	17, 2x; MR: at Portland, 12/16
3-Point Field Goals .....	2, 3x; MR: vs. South Dakota State, 02/11
3-Point Field Goal Attempts .....	4, 4x; MR: vs. South Dakota State, 02/11
Free Throws .....	9 vs. Montana, 11/27
Free Throw Attempts .....	11 vs. Montana, 11/27
Rebounds .....	11, 2x; MR: vs. Montana St, 12/07
Assists .....	3 vs. South Dakota State, 02/11
Blocked Shots .....	6 vs. Bowling Green, 11/13
Steals .....	2, 4x; MR: at North Dakota State, 02/04
Minutes Played .....	35 vs. Hofstra, 11/23

#### Career Highs

Points.....	29 at Fort Wayne (02/08/17)
Field Goals .....	13 at Fort Wayne (02/08/17)
Field Goal Attempts .....	17, 2x; MR: at Portland (12/16/16)
3-Point Field Goals .....	3 at South Dakota State (03/01/14)
3-Point Field Goal Attempts .....	5 at South Dakota State (03/01/14)
Free Throws .....	9 vs. Montana (11/27/16)
Free Throw Attempts .....	11 vs. Montana (11/27/16)
Rebounds .....	11, 2x; MR: vs. Montana St (12/07/16)
Assists .....	4 at Green Bay (12/22/12)
Blocked Shots .....	8 vs. Waldorf (11/24/12)
Steals .....	3, 2x; MR: at IUPUI (02/25/16)
Minutes Played .....	39 vs. Ball State (12/15/12)

#### Career Statistics

Year	GP-GS	FG-A	Pct	3FG-A	Pct	FT-FTA	Pct	Reb.	Avg	A	TO	BK	ST	Pts/Avg
12-13	29-19	58-136	.426	6-22	.273	26-40	.650	114	3.9	19	38	40	13	148/5.1
13-14	30-27	102-186	.548	14-31	.452	37-55	.673	141	4.7	16	33	44	12	255/8.5
15-16	17-9	63-108	.583	2-8	.250	41-48	.854	94	5.5	9	22	19	11	169/9.9
16-17	21-21	126-232	.543	12-42	.286	61-76	.803	148	7.0	19	29	38	17	325/15.5
Total	97-76	349-662	.527	34-103	.330	165-219	.753	497	5.1	63	122	141	53	897/9.2



### #25 Tyler Hagedorn

6-10 • 225 • So. • Norfolk, Neb.  
Norfolk HS

Pts	Reb	Ast	Min.
5.2	2.9	0.3	12.5

#### 2016-17 Game-By-Game Statistics

Opponent	MP	FG-A	3FG-A	FT-A	O-D-T	F	A	TO	B	S	TP
at Drake	DNP (inj.)										
Bowling Green	DNP (inj.)										
Presentation	DNP (inj.)										
Doane	DNP (inj.)										
vs. Kent State	DNP (inj.)										
vs. Houston	DNP (inj.)										
vs. Hofstra	DNP (inj.)										
Montana	DNP (inj.)										
at UMKC	5	0-0	0-0	0-0	0-1-1	1	0	0	0	0	0
at Nebraska	2	0-0	0-0	0-0	0-1-1	2	0	1	0	0	0
Montana State	DNP										
Sacramento State	DNP										
at Portland	DNP										
at Montana State	DNP										
at Gonzaga	4	2-2	1-1	1-2	0-2-2	0	0	1	0	0	6
Omaha	DNP										
at South Dakota State	9	0-1	0-1	0-0	0-0-0	2	0	0	1	0	0
at Denver	1	0-1	0-1	0-0	0-1-1	0	0	0	0	0	0
IUPUI	19	3-6	1-2	1-2	1-3-4	2	0	1	3	0	8
North Dakota State	24	5-9	2-3	2-2	0-3-3	4	0	0	2	1	14
Fort Wayne	27	4-8	2-4	5-5	0-3-3	1	1	0	4	1	15
at Oral Roberts	17	0-4	0-3	1-2	1-5-6	4	0	1	0	1	1
Western Illinois	24	3-9	0-3	7-10	3-8-11	2	2	1	3	2	13
Denver	16	0-3	0-0	0-0	3-1-4	1	1	1	0	1	0
at Omaha	6	0-1	0-1	0-0	0-0-0	2	1	0	0	0	0
at North Dakota State	8	0-1	0-1	0-0	0-1-1	1	0	0	0	0	0
at Fort Wayne	12	3-5	2-3	2-2	0-3-3	1	0	0	0	0	10
South Dakota State	10	1-1	1-1	1-2	1-2-3	3	1	0	0	1	4
Oral Roberts	15	4-6	4-5	0-0	1-2-3	3	0	1	0	0	12
at Western Illinois	13	2-4	1-2	0-0	0-4-4	2	0	0	1	0	5
at IUPUI											

#### Season Highs

Points.....	15 vs. Fort Wayne, 01/14
Field Goals .....	5 vs. NDSU, 01/11
Field Goal Attempts .....	9, 2x; MR: vs. Western Illinois, 01/25
3-Point Field Goals .....	4 vs. Oral Roberts, 02/18
3-Point Field Goal Attempts .....	5 vs. Oral Roberts, 02/18
Free Throws .....	7 vs. Western Illinois, 01/25
Free Throw Attempts .....	10 vs. Western Illinois, 01/25
Rebounds .....	11 vs. Western Illinois, 01/25
Assists .....	2 vs. Western Illinois, 01/25
Blocked Shots .....	4 vs. Fort Wayne, 01/14
Steals .....	2 vs. Western Illinois, 01/25
Minutes Played .....	27 vs. Fort Wayne, 01/14

#### Career Highs


Points.....	17 at Milwaukee (12/17/15)
Field Goals .....	5 vs. NDSU (01/11/17)
Field Goal Attempts .....	13 at Milwaukee (12/17/15)
3-Point Field Goals .....	4 vs. Oral Roberts (02/18/17)
3-Point Field Goal Attempts .....	6 at Milwaukee (12/17/15)
Free Throws .....	7 vs. Western Illinois (01/25/17)
Free Throw Attempts .....	10 vs. Western Illinois (01/25/17)
Rebounds .....	11 vs. Western Illinois (01/25/17)
Assists .....	3 vs. Fort Wayne (02/04/16)
Blocked Shots .....	4 vs. Fort Wayne (01/14/17)
Steals .....	3 vs. IUPUI (01/16/16)
Minutes Played .....	30 at Milwaukee (12/17/15)

#### Career Statistics

Year	GP-GS	FG-A	Pct	3FG-A	Pct	FT-FTA	Pct	Reb.	Avg	A	TO	BK	ST	Pts/Avg
15-16	31-1	30-97	.309	17-60	.283	16-23	.696	64	2.1	29	23	11	10	93/3.0
16-17	17-0	27-61	.443	14-31	.452	20-27	.741	50	2.9	6	7	14	7	88/5.2
Total	48-1	57-158	.361	31-91	.341	36-50	.720	114	2.4	35	30	25	17	181/3.8



## Player Bios



### #31 Dan Jech

6-9 • 220 • So. • Rochester, Minn.  
Mayo HS

Pts	Reb	Ast	Min.
2.5	2.3	0.1	8.5

#### 2016-17 Game-By-Game Statistics

Opponent	MP	FG-A	3FG-A	FT-A	O-D-T	F	A	TO	B	S	TP
at Drake	12	1-2	0-1	0-0	1-4-5	2	0	0	2	0	2
Bowling Green	17	1-3	0-1	2-2	1-5-6	4	0	2	2	1	4
Presentation	18	5-8	0-0	2-4	1-5-6	1	2	1	3	0	12
Doane	23	3-10	0-1	1-2	5-7-12	1	1	0	2	0	7
vs. Kent State	9	1-5	0-1	2-3	3-1-4	5	0	1	0	0	4
vs. Houston	9	1-5	0-2	0-0	0-0-0	2	0	1	0	0	2
vs. Hofstra	2	2-2	0-0	0-0	1-0-1	0	0	0	0	0	4
Montana	9	1-1	0-0	0-1	1-1-2	4	0	1	1	1	2
at UMKC	6	1-2	1-2	0-0	0-0-0	3	0	0	0	0	3
at Nebraska	2	0-0	0-0	0-0	0-0-0	1	0	1	0	0	0
Montana State	9	2-3	0-1	0-2	1-1-2	3	0	1	1	0	4
Sacramento State	9	1-5	0-2	0-0	1-1-2	3	0	1	0	0	2
at Portland	5	0-1	0-0	0-1	1-0-1	0	0	0	0	0	0
at Montana State	6	0-1	0-0	1-2	1-0-1	1	0	0	0	1	1
at Gonzaga	5	0-2	0-1	0-0	0-0-0	1	0	0	0	0	0
Omaha	1	0-0	0-0	0-0	0-0-0	0	0	0	0	0	0
at South Dakota State	6	0-0	0-0	2-2	0-1-1	5	0	0	1	0	2
at Denver	14	0-0	0-0	0-0	0-1-1	1	0	1	0	1	0
IUPUI	5	0-0	0-0	0-0	0-1-1	0	0	0	0	0	0
North Dakota State	DNP										
Fort Wayne	3	0-0	0-0	0-0	0-0-0	1	0	1	1	0	0
at Oral Roberts	DNP (inj.)										
Western Illinois	DNP (inj.)										
Denver	DNP (inj.)										
at Omaha	DNP (inj.)										
at North Dakota State	DNP (inj.)										
at Fort Wayne	DNP (inj.)										
South Dakota State	DNP (inj.)										
Oral Roberts	DNP (inj.)										
at Western Illinois	DNP (inj.)										
at IUPUI											

#### Season Highs


Points.....	12 vs. Presentation, 11/16
Field Goals .....	5 vs. Presentation, 11/16
Field Goal Attempts .....	10 vs. Doane, 11/17
3-Point Field Goals .....	1 at UMKC, 11/30
3-Point Field Goal Attempts.....	2, 3x; MR: vs. Sacramento St, 12/10
Free Throws .....	2, 4x; MR: at South Dakota State, 12/31
Free Throw Attempts .....	4 vs. Presentation, 11/16
Rebounds .....	12 vs. Doane, 11/17
Assists .....	2 vs. Presentation, 11/16
Blocked Shots.....	3 vs. Presentation, 11/16
Steals.....	1, 4x; MR: at Denver, 01/04
Minutes Played.....	23 vs. Doane, 11/17

#### Career Highs

Points.....	22 at Sacramento State (11/28/15)
Field Goals .....	9 at Sacramento State (11/28/15)
Field Goal Attempts .....	10, 3x; MR: vs. Doane (11/17/16)
3-Point Field Goals .....	4 at Sacramento State (11/28/15)
3-Point Field Goal Attempts.....	4 at Sacramento State (11/28/15)
Free Throws .....	4, 3x; MR: at South Dakota State (02/13/16)
Free Throw Attempts .....	5, 3x; MR: vs. Kansas City (12/08/15)
Rebounds .....	12 vs. Doane (11/17/16)
Assists .....	2, 2x; MR: vs. Presentation (11/16/16)
Blocked Shots.....	3 vs. Presentation (11/16/16)
Steals.....	1, 7x; MR: at Denver (01/04/17)
Minutes Played.....	24, 2x; MR: vs. Eastern Washington (11/29/15)

#### Career Statistics

Year	GP-GS	FG-A	Pct	3FG-A	Pct	FT-FTA	Pct	Reb.	Avg	A	TO	BK	ST	Pts/Avg
15-16	31-0	81-156	.519	12-38	.316	36-58	.621	77	2.5	6	33	12	3	210/6.8
16-17	20-2	19-50	.380	1-12	.083	10-19	.526	45	2.3	3	11	13	4	49/2.5
Total	51-2	100-206	.485	13-50	.260	46-77	.597	122	2.4	9	44	25	7	259/5.1



### #33 Logan Power

6-4 • 220 • So. • Lincoln, Neb.  
Lincoln Christian HS

Pts	Reb	Ast	Min.
1.5	1.2	0.4	4.8

#### 2016-17 Game-By-Game Statistics

Opponent	MP	FG-A	3FG-A	FT-A	O-D-T	F	A	TO	B	S	TP
at Drake	4	0-1	0-1	0-0	0-0-0	1	0	0	0	0	0
Bowling Green	4	0-0	0-0	0-0	0-0-0	1	0	0	0	0	0
Presentation	18	3-6	2-2	0-0	3-8-11	2	3	1	0	1	8
Doane	16	1-4	0-1	4-4	0-2-2	2	1	0	0	0	6
vs. Kent State	2	0-0	0-0	0-0	0-0-0	0	0	0	0	0	0
vs. Houston	5	0-0	0-0	0-0	0-1-1	0	0	0	0	0	0
vs. Hofstra	DNP										
Montana	DNP										
at UMKC	0+	0-0	0-0	0-0	0-0-0	0	0	0	0	0	0
at Nebraska	DNP										
Montana State	DNP										
Sacramento State	4	1-2	1-2	0-0	0-0-0	0	0	0	0	0	3
at Portland	DNP										
at Montana State	3	0-0	0-0	0-0	0-0-0	0	0	0	0	0	0
at Gonzaga	3	0-0	0-0	1-2	0-1-1	0	2	0	0	0	1
Omaha	2	2-2	1-1	0-0	1-0-1	0	0	0	0	0	5
at South Dakota State	6	0-1	0-1	0-0	0-2-2	0	0	0	0	0	0
at Denver	5	0-0	0-0	0-0	0-1-1	0	1	1	0	0	0
IUPUI	DNP										
North Dakota State	DNP										
Fort Wayne	3	1-1	0-0	0-0	0-0-0	0	0	0	0	0	2
at Oral Roberts	1	0-0	0-0	0-2	0-0-0	0	0	0	0	0	0
Western Illinois	DNP										
Denver	3	0-1	0-1	0-0	0-1-1	0	0	0	0	0	0
at Omaha	2	0-0	0-0	0-0	0-0-0	1	1	1	0	0	0
at North Dakota State	DNP										
at Fort Wayne	DNP										
South Dakota State	DNP										
Oral Roberts	DNP										
at Western Illinois	DNP										
at IUPUI											

#### Season Highs

Points.....	8 vs. Presentation, 11/16
Field Goals .....	3 vs. Presentation, 11/16
Field Goal Attempts .....	6 vs. Presentation, 11/16
3-Point Field Goals .....	2 vs. Presentation, 11/16
3-Point Field Goal Attempts.....	2, 2x; MR: vs. Sacramento St, 12/10
Free Throws .....	4 vs. Doane, 11/17
Free Throw Attempts .....	4 vs. Doane, 11/17
Rebounds .....	11 vs. Presentation, 11/16
Assists .....	3 vs. Presentation, 11/16
Blocked Shots.....	
Steals.....	1 vs. Presentation, 11/16
Minutes Played.....	18 vs. Presentation, 11/16

#### Career Highs


Points.....	8 vs. Presentation (11/16/16)
Field Goals .....	3, 2x; MR: vs. Presentation (11/16/16)
Field Goal Attempts .....	6 vs. Presentation (11/16/16)
3-Point Field Goals .....	2 vs. Presentation (11/16/16)
3-Point Field Goal Attempts.....	3, 2x; MR: at Western Illinois (02/27/16)
Free Throws .....	4 vs. Doane (11/17/16)
Free Throw Attempts .....	4, 2x; MR: vs. Doane (11/17/16)
Rebounds .....	11 vs. Presentation (11/16/16)
Assists .....	2 at Western Illinois (02/27/16)
Blocked Shots.....	1 vs. Fort Wayne (03/05/16)
Steals.....	1 vs. Presentation (11/16/16)
Minutes Played.....	18 vs. Presentation (11/16/16)

#### Career Statistics

Year	GP-GS	FG-A	Pct	3FG-A	Pct	FT-FTA	Pct	Reb.	Avg	A	TO	BK	ST	Pts/Avg
15-16	14-0	11-26	.423	6-17	.353	6-9	.667	12	0.9	3	3	1	0	34/2.4
16-17	17-0	8-18	.444	4-9	.444	5-8	.625	20	1.2	8	3	0	1	25/1.5
Total	31-0	19-44	.432	10-26	.385	11-17	.647	32	1.0	11	6	1	1	59/1.9



## Player Bios



### #45 Austin Sparks

6-8 • 225 • So. • Denver, Colo.

Fairview HS

Pts	Reb	Ast	Min.
2.0	1.5	0.2	10.7

#### 2016-17 Game-By-Game Statistics

Opponent	MP	FG-A	3FG-A	FT-A	O-D-T	F	A	TO	B	S	TP
at Drake	2	0-0	0-0	0-0	0-0-0	2	0	0	0	0	0
Bowling Green	4	0-0	0-0	0-0	0-0-0	1	0	0	0	0	0
Presentation	22	5-8	0-0	0-0	4-2-6	2	0	2	0	1	10
Doane	17	2-2	0-0	2-3	1-1-2	0	1	1	0	0	6
vs. Kent State	9	1-1	0-0	0-0	0-0-0	1	0	1	0	0	2
vs. Houston	6	0-0	0-0	0-0	1-1-2	1	0	0	0	0	0
vs. Hofstra	DNP										
Montana	DNP										
at UMKC	4	0-1	0-0	0-0	1-0-1	1	0	2	0	0	0
at Nebraska	9	2-2	0-0	0-0	2-0-2	0	0	1	0	1	4
Montana State	DNP										
Sacramento State	10	1-1	0-0	1-2	2-1-3	0	0	0	0	0	3
at Portland	1	0-0	0-0	0-0	0-0-0	0	0	0	0	0	0
at Montana State	10	1-1	0-0	0-0	0-2-2	2	0	0	2	0	2
at Gonzaga	11	0-4	0-0	0-0	1-0-1	4	1	2	1	1	0
Omaha	17	1-1	0-0	1-2	2-1-3	5	0	1	0	0	3
at South Dakota State	21	2-2	0-0	0-0	0-3-3	5	0	2	0	0	4
at Denver	25	3-3	0-0	2-2	0-0-0	2	0	0	0	1	8
IUPUI	14	1-2	0-0	0-0	1-0-1	4	1	2	1	0	2
North Dakota State	10	0-0	0-0	0-0	0-0-0	2	1	1	0	0	0
Fort Wayne	9	0-0	0-0	0-0	0-1-1	0	0	0	0	0	0
at Oral Roberts	19	0-0	0-0	1-2	0-2-2	4	2	0	0	1	1
Western Illinois	16	0-1	0-0	0-0	1-2-3	1	0	1	0	0	0
Denver	3	0-0	0-0	0-0	0-0-0	3	0	0	0	0	0
at Omaha	7	1-1	0-0	0-0	0-3-3	1	0	1	0	0	2
at North Dakota State	DNP										
at Fort Wayne	1	0-1	0-0	0-0	0-0-0	1	0	0	0	0	0
South Dakota State	DNP										
Oral Roberts	DNP										
at Western Illinois	DNP										
at IUPUI											

#### Season Highs

Points.....	10 vs. Presentation, 11/16
Field Goals .....	5 vs. Presentation, 11/16
Field Goal Attempts .....	8 vs. Presentation, 11/16
3-Point Field Goals.....	
3-Point Field Goal Attempts.....	
Free Throws .....	2, 2x; MR: at Denver, 01/04
Free Throw Attempts .....	3 vs. Doane, 11/17
Rebounds .....	6 vs. Presentation, 11/16
Assists .....	2 at Oral Roberts, 01/18
Blocked Shots.....	2 at Montana St, 12/18
Steals.....	1, 5x; MR: at Oral Roberts, 01/18
Minutes Played.....	25 at Denver, 01/04

#### Career Highs

Points.....	10 vs. Presentation (11/16/16)
Field Goals .....	5 vs. Presentation (11/16/16)
Field Goal Attempts .....	8 vs. Presentation (11/16/16)
3-Point Field Goals.....	
3-Point Field Goal Attempts.....	
Free Throws .....	2, 8x; MR: at Denver (01/04/17)
Free Throw Attempts .....	4 vs. South Dakota State (01/23/16)
Rebounds .....	6, 3x; MR: vs. Presentation (11/16/16)
Assists .....	2, 2x; MR: at Oral Roberts (01/18/17)
Blocked Shots.....	2, 3x; MR: at Montana St (12/18/16)
Steals.....	1, 6x; MR: at Oral Roberts (01/18/17)
Minutes Played.....	30 at Stanford (11/16/14)

#### Career Statistics

Year	GP-GS	FG-A	Pct	3FG-A	Pct	FT-FTA	Pct	Reb	Avg	A	TO	BK	ST	Pts/Avg
14-15	19-1	17-23	.739	0-0	.000	9-13	.692	24	1.3	7	15	6	1	43/2.3
15-16	20-0	14-24	.583	0-0	.000	8-14	.571	32	1.6	2	8	3	0	36/1.8
16-17	23-7	20-31	.645	0-0	.000	7-11	.636	35	1.5	6	17	4	5	47/2.0
Total	62-8	51-78	.654	0-0	.000	24-38	.632	91	1.5	15	40	13	6	126/2.0



Official Basketball Box Score -- Game Totals -- Final Statistics  
**South Dakota vs Western Illinois**  
 02/23/17 7 p.m. at Macomb, Ill. (Western Hall)



**South Dakota 92 • 20-10 (11-4)**

##	Player		Total	3-Ptr	Rebounds			PF	TP	A	TO	Blk	Stl	Min
			FG-FGA	FG-FGA	FT-FTA	Off	Def	Tot						
12	Burch-Manning, Trey	f	4-7	1-1	1-3	3	11	14	5	10	0	1	0	32
23	Flack, Tyler	f	5-12	0-2	6-6	4	2	6	4	16	1	0	2	27
00	Dickerson, Trey	g	5-10	2-3	9-12	0	5	5	2	21	3	3	0	30
02	Hurst, Carlton	g	2-4	0-0	2-2	1	1	2	0	6	1	0	0	33
13	Mooney, Matt	g	6-11	2-4	2-2	1	3	4	2	16	1	1	0	22
03	Simpson, Triston		2-4	0-1	3-5	0	2	2	1	7	4	0	0	20
20	Armstrong, Brandon		1-4	1-3	0-0	0	1	1	0	3	0	0	0	6
22	Peterson, Tyler		2-3	1-2	3-4	0	2	2	0	8	3	1	1	17
25	Hagedorn, Tyler		2-4	1-2	0-0	0	4	4	2	5	0	0	1	13
Team						1	1	2			2			
Totals			29-59	8-18	26-34	10	32	42	16	92	13	8	4	200

FG % 1st Half: 15-30 50.0% 2nd half: 14-29 48.3% Game: 29-59 49.2%  
 3FG % 1st Half: 6-11 54.5% 2nd half: 2-7 28.6% Game: 8-18 44.4%  
 FT % 1st Half: 8-11 72.7% 2nd half: 18-23 78.3% Game: 26-34 76.5%

Deadball  
Rebounds  
4

**Western Illinois 81 • 8-18 (5-10)**

##	Player		Total	3-Ptr	Rebounds			PF	TP	A	TO	Blk	Stl	Min
			FG-FGA	FG-FGA	FT-FTA	Off	Def	Tot						
30	Mike Miklusak	f	8-15	5-6	3-4	3	10	13	3	24	3	1	0	37
52	Brandon Gilbeck	c	6-7	0-0	3-4	3	3	6	5	15	0	2	3	25
31	Garret Covington	g	7-19	5-11	2-3	0	3	3	3	21	7	3	0	39
32	Jeremiah Usiosefe	g	1-4	1-4	1-2	0	1	1	3	4	2	3	0	35
40	C.J. Duff	g	2-12	0-3	2-2	0	1	1	1	6	5	1	0	37
14	Lynrick Moxey		0-0	0-0	0-0	0	0	0	0	0	0	0	0	0+
15	Dalan Ancrum		0-2	0-1	2-2	0	1	1	3	2	0	0	0	10
22	Jalen Morgan		4-7	0-0	1-2	1	0	1	1	9	1	0	0	14
34	Chris Snyder		0-0	0-0	0-0	0	1	1	0	0	0	0	0	3
Team						2	4	6						
Totals			28-66	11-25	14-19	9	24	33	19	81	18	10	3	200

FG % 1st Half: 14-29 48.3% 2nd half: 14-37 37.8% Game: 28-66 42.4%  
 3FG % 1st Half: 7-12 58.3% 2nd half: 4-13 30.8% Game: 11-25 44.0%  
 FT % 1st Half: 6-8 75.0% 2nd half: 8-11 72.7% Game: 14-19 73.7%

Deadball  
Rebounds  
2

Officials: Lamont Simpson, Mark Riggs, Brian McNutt  
 Technical fouls: South Dakota-None. Western Illinois-TEAM.  
 Attendance: 828

Score by periods	1st	2nd	Total
South Dakota	44	48	92
Western Illinois	41	40	81

	In Paint	Off T/O	2nd Chance	Fast Break	Bench
Points					
USD	34	13	11	12	23
WIU	32	5	10	3	11

Last FG - USD 2nd-01:07, WIU 2nd-00:06.  
 Largest lead - USD by 16 2nd-09:27, WIU by 6 1st-08:49.  
 USD led for 28:53. WIU led for 08:20. Game was tied for 02:47.

Score tied - 5 times.  
 Lead changed - 10 times.





Official Basketball Box Score -- Game Totals -- Final Statistics

**IUPUI vs South Dakota**

01/07/17 3:24 p.m. at Vermillion, S.D. (Sports Center)



**IUPUI 74 • 7-10, 1-2 SL**

##	Player		Total	3-Ptr	Rebounds					PF	TP	A	TO	Blk	Stl	Min
			FG-FGA	FG-FGA	FT-FTA	Off	Def	Tot								
15	O'LEARY, Matt	f	4-11	3-7	3-4	0	7	7	1	14	2	3	0	1	33	
24	HALL, Evan	f	5-8	0-0	1-2	1	3	4	1	11	1	1	0	0	24	
00	COMBS, Darell	g	10-19	2-4	5-6	1	4	5	3	27	2	2	0	0	34	
05	THOMAS, Kellon	g	2-7	1-2	2-2	0	3	3	5	7	1	2	0	0	25	
22	McCALL, D.J.	g	0-0	0-0	2-2	0	0	0	4	2	3	3	1	0	23	
01	HENDERSON, T.J.		1-1	1-1	0-0	1	0	1	1	3	0	2	0	0	20	
11	JAMES, Josh		1-1	0-0	0-0	1	1	2	2	2	0	0	0	0	6	
12	HUDSON, Chad		0-0	0-0	0-0	0	0	0	0	0	0	0	0	0	1	
20	SINN, Grant		0-0	0-0	0-0	0	0	0	0	0	0	0	0	0	0+	
25	PATTERSON, Ron		2-4	1-2	0-0	0	1	1	2	5	1	0	0	0	17	
33	FRASER, Giovanni		0-2	0-0	0-0	0	0	0	1	0	0	0	0	0	3	
45	BRENNAN, Aaron		1-2	0-0	1-2	0	0	0	5	3	2	2	0	0	14	
Team						1	3	4			2					
Totals			26-55	8-16	14-18	5	22	27	25	74	12	17	1	1	200	

FG % 1st Half: 15-31 48.4% 2nd half: 11-24 45.8% Game: 26-55 47.3%  
 3FG % 1st Half: 3-6 50.0% 2nd half: 5-10 50.0% Game: 8-16 50.0%  
 FT % 1st Half: 4-8 50.0% 2nd half: 10-10 100.0 Game: 14-18 77.8%

Deadball  
Rebounds  
2,1

**South Dakota 85 • 12-7, 3-1 SL**

##	Player		Total	3-Ptr	Rebounds						PF	TP	A	TO	Blk	Stl	Min
			FG-FGA	FG-FGA	FT-FTA	Off	Def	Tot									
12	Burch-Manning, Trey	f	6-12	0-1	4-6	0	3	3	3	16	0	1	1	0		36	
45	Sparks, Austin	c	1-2	0-0	0-0	1	0	1	4	2	1	2	1	0		14	
00	Dickerson, Trey	g	3-5	0-1	5-7	0	3	3	2	11	3	4	0	2		21	
02	Hurst, Carlton	g	7-9	1-1	4-5	2	6	8	4	19	1	0	1	0		38	
13	Mooney, Matt	g	6-12	1-4	3-4	0	5	5	2	16	4	2	0	2		26	
03	Simpson, Triston		4-5	1-2	3-5	1	1	2	1	12	4	0	0	2		24	
20	Armstrong, Brandon		0-2	0-0	0-0	0	1	1	0	0	0	1	0	0		5	
22	Peterson, Tyler		0-0	0-0	1-2	0	0	0	2	1	1	1	0	1		12	
25	Hagedorn, Tyler		3-6	1-2	1-2	1	3	4	2	8	0	1	3	0		19	
31	Jech, Dan		0-0	0-0	0-0	0	1	1	0	0	0	0	0	0		5	
Team						0	1	1									
Totals			30-53	4-11	21-31	5	24	29	20	85	14	12	6	7	200		

FG % 1st Half: 16-29 55.2% 2nd half: 14-24 58.3% Game: 30-53 56.6%  
 3FG % 1st Half: 2-5 40.0% 2nd half: 2-6 33.3% Game: 4-11 36.4%  
 FT % 1st Half: 5-8 62.5% 2nd half: 16-23 69.6% Game: 21-31 67.7%

Deadball  
Rebounds  
5,2

Officials: Marcus Gossard, Edwin Young, Bryan Anslinger

Technical fouls: IUPUI-None. South Dakota-None.

Attendance: 1908

Score by periods	1st	2nd	Total
IUPUI	37	37	74
South Dakota	39	46	85

	In	Off	2nd	Fast	
Points	Paint	T/O	Chance	Break	Bench
IUPUI	32	20	8	7	13
USD	46	31	8	18	21

Last FG - IUPUI 2nd-06:29, USD 2nd-00:54.

Largest lead - IUPUI by 8 1st-17:05, USD by 11 2nd-00:25.

IUPUI led for 19:59. USD led for 16:50. Game was tied for 03:11.

Score tied - 6 times.

Lead changed - 10 times.